



NEW



STAINLESS STEEL

400+ Products & Always In Stock
75,000+ Happy Customers



21
Sizes

from **\$849**

CABINETS

- Many Sizes with Drawers or Sinks
- Castors or feet



56
Sizes

from **\$179**

BENCHES

- From 400mm to 2438mm.
- Galvanised or Stainless Undershelves
- 5 Styles: Premium, Narrow, Deep, Flat or Splashback



from **\$49**

TAPS

Stylish Range of Taps at Achingly Good Prices



27
Sizes

from **\$399**

SINKS

- Wall Mounted & Handbasins
- Single, Double & Triple Bowl
- With Benches or Standalone



Free Sink Drainer
With Every Sink
Value \$24



54
Sizes

PREMIUM COOLROOM SHELVES

- Fits any space
- Strong
- Washable
- 10 Year Guarantee



from **\$366**



from **\$149**

24
Sizes

SHELVES

- Epoxy
- Chrome
- Stainless
- Coolroom
- Premium
- Wall Mounted

from **\$84**

22
Sizes

TROLLEYS

- Polypropylene
- Stainless
- 3 or 2 Tier
- Add-on bins



from **\$125**

NEW
Dunnages



NEW
Knee Operated Sink



Brayco Stainless Steel is made from 95% Recycled Materials

1300 272 926
brayco.com.au



BRISBANE • GOLD COAST • SYDNEY • MELBOURNE • HOBART • ADELAIDE • PERTH

Welcome To Brayco

WHAT'S INSIDE



Premium Range 3



Benches 4



Sinks 6



Taps 6



Cabinets 8



Premium Coolroom 10



Coolroom/Drystore 12



Wall Mounted Shelves 13



Dishwasher Benches & Racks 14



Trolleys 14



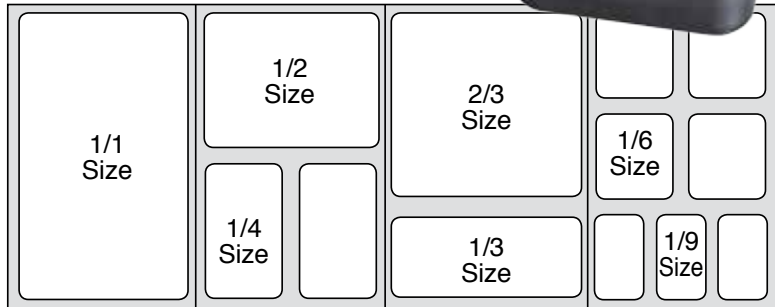
Dunnage, Rail Kits, Leg Atts 15

Order Online
 Yep, you can now order 24 / 7 days.
www.brayco.com.au

Gastronorm Pans

Annealed for strength and durability to withstand high heat and combi-oven use.

- Food grade stainless steel.
- Heavy Gauge 0.7 mm
- Dishwasher and ovenproof.
- Heavy duty.



Code	Size	Measurements	Price
523200	1/1	530 x 325 x 20 mm (TRAY)	\$19
523201	1/1	530 x 325 x 25 mm (25 - 30 mm)	\$20
523202	1/1	530 x 325 x 65 mm	\$26
523203	1/1	530 x 325 x 100 mm	\$31
523204	1/1	530 x 325 x 150 mm	\$52
523207	Cover 1/1	530 x 325 mm	\$19
523210	1/2	325 x 265 x 20 mm (TRAY)	\$11
523211	1/2	325 x 265 x 25 mm (25 - 30 mm depth)	\$12
523212	1/2	325 x 265 x 65 mm	\$16
523213	1/2	325 x 265 x 100 mm	\$19
523214	1/2	325 x 265 x 150 mm	\$27
523217	Cover 1/2	321 x 264 mm	\$11
523232	1/3	325 x 175 x 65 mm	\$12
523233	1/3	325 x 175 x 100 mm	\$17
523234	1/3	325 x 175 x 150 mm	\$22
523237	Cover 1/3	321 x 177 mm	\$9
523252	1/6	176 x 162 x 65 mm	\$9
523253	1/6	176 x 162 x 100 mm	\$11
523254	1/6	176 x 162 x 150 mm	\$16
523257	Cover 1/6	175 x 161 mm	\$7
523262	1/9	176 x 108 x 65 mm	\$6
523263	1/9	176 x 108 x 100 mm	\$8
523267	Cover 1/6	176 x 108 mm	\$5

JUST ARRIVED

Mixing Bowls

- Commercial grade stainless steel



Code	Diameter (mm)	High (mm)	Capacity (Litre)	Price
515502	160	50	0.5	\$2
515504	200	70	1	\$3
515506	250	80	2.5	\$4
515516	390	110	7	\$9
515520	475	140	14	\$19
515522	650	200	45	\$50

Stockpots

- 4 mm gauge aluminium
- Supplied with cover



Code	Diameter (mm)	High (mm)	Capacity (Litre)	Price
523408	305	275	20	\$61
523410	350	330	32	\$81
523411	375	360	40	\$91
523412	400	390	50	\$103
523416	550	500	120	\$207
523417	605	510	140	\$241

Docket Holder

- Stainless Steel



Code	Size	Price
700005	750 mm long	\$20

Jam-packed with quality upgrades – at a surprisingly low price.

Over 20 items in the range. All retain our normal advantages.

- 304 Stainless bench, 201 legs, 430 undershelf
- 150mm Splashbacks
- Modular
- Quality
- Flatpack



Bench - Code: P2400
2400mm x 610mm
\$789

Sound deadening layer for a quieter kitchen

201 Square legs for stronger benches

Legs are bolted to the undershelf – even stronger benches

430 Grade undershelves



Fully Stainless

All benches are fully stainless, but keenly priced. The legs are stainless, the undershelves are stainless. Quality and simplicity – a sweet deal.

Extra Strong

We've added an extra support bar and square leg construction. The result? Benches that could repel an army invasion!

Noise Reduction

We've lined the underside with a polymer layer that reduces noise by a huge amount. Kitchens can be noisy but not because of our benches.

10 Matching Sinks & 9 Other Matching Benches

We've also expanded our range of matching sinks. And the Premium Range also matches 610mm flat benches. Truly thousands of layout options.

Eco Friendly

All Brayco benches are made from 95% recycled materials.



Bench - Code: P1200
1200mm x 610mm
\$469

Premium Splashback Benches

150mm splashback

Code	Length (mm)	Depth (mm)	Height (mm)	PRICE*
P400	400	610	900	\$269
P600	600	610	900	\$309
P800	800	610	900	\$379
P900	900	610	900	\$399
P1000	1000	610	900	\$429
P1200	1200	610	900	\$469
P1400	1400	610	900	\$549
P1500	1500	610	900	\$599
P1600	1600	610	900	\$619
P1800	1800	610	900	\$669
P2000	2000	610	900	\$719
P2200	2200	610	900	\$759
P2400	2400	610	900	\$789
PCU	810	810	900	\$469



Matching Sinks, 150mm splashback

These sinks also match the normal 610mm flat benches on pages 4 – 5.

Code	Length (mm)	Depth (mm)	Height (mm)	Bowls	Price*
SSN610	665	610	900	1	\$485
DSM610	1000	610	900	2	\$690
SSR610-12	1200	610	900	1	\$670
SSR610	1350	610	900	1	\$680
SSL610	1350	610	900	1	\$680
SSRL610	1800	610	900	1	\$775
DSL610	1900	610	900	2	\$970
DSR610	1900	610	900	2	\$970
DSRL610-20	2000	610	900	2	\$980
DSRL610-24	2400	610	900	2	\$1085

WHY GO PREMIUM

- Extra Strong Benches
- Fully Stainless
- Noise Reduction
- Matching Sinks

from \$269



Corner Bench
Code: PCU
810mm long x 810mm wide
\$469

*Prices include GST. Prices vary due to raw material and exchange rate fluctuations and are subject to change without notice.

Benches – High Quality 304 Grade Benches



When you buy from us, you are buying directly from the importer – and if you've ever visited us, you know that you aren't paying for marble showrooms and nail-polishing receptionists. Result: great benches at great prices.

304 Grade

The industry standard stainless steel grade. It is highly resistant to corrosion. We use 1.2mm thick stainless steel which is 20% thicker than some benches on the market. Legs are stainless. Shelves are galvanised.

Adjustable Shelf

Each bench comes with a high-quality 1.5mm galvanised undershelf - this thickness is vital to stability - fully height adjustable. The feet screw out to give you an extra 14mm height. See upgrade panel for stainless shelf.

Flatpack

Benches are supplied to you flat packed for ease-of-handling and to lower freight costs. It takes about 15 mins to erect a bench with the supplied allen-key and screws.

All Stainless

Yes, we have benches that are all stainless i.e. the undershelf and legs are fully stainless steel. Perfect for salty or chemical locations.

Screw Down Feet And Legs

Screw your benches to the floor with screw in feet and legs.

Eco Friendly

All Brayco benches are made from 95% recycled materials.

Splashback & Corner Units

We have a full range of splashback benches in sizes 400mm to 2400mm. Choose 50mm or 150mm high splashbacks. All are 700mm deep to fit the sink profiles. The corner unit completes the modular approach! Narrow splashbacks are also now available. 300mm is available in QLD.

Castors

Yes, high quality heavy-duty castors are available for all benches. Ours are super strong as they screw firmly into a plate in the leg, not just pushed in like competing systems. Each set has four lockable castors, \$128/set. Now available with high grade stainless leg, \$160/set of 4.



Splashback Bench - Code: 20070SP
2000mm long x 700mm wide \$679



Bench Code: 3096
2438mm long
762mm wide \$689

Bench - Code: 3648
1219mm long x
914mm wide \$459
High Grade Stainless
Legs with
Lockable Castors \$160



Corner Bench - Code CUSML: Matches
700mm sink & splashback bench \$359



Corner Bench - Code CULGE: Matches
700mm sink & splashback bench \$519



Bench - Code: 1836 \$229
914mm long x 457mm wide
High Grade Stainless Legs
with Screw Down Feet \$140



Flat Top Benches

Code	Length (mm)	Depth (mm)	Height (mm)	PRICE*
1824	610	457	900	\$179
1830	762	457	900	\$209
1836	914	457	900	\$229
2424	610	610	900	\$199
2436	914	610	900	\$289
2448	1219	610	900	\$309
2460	1524	610	900	\$389
2472	1829	610	900	\$459
2484**	2134	610	900	\$519
2496**	2438	610	900	\$589
3030	762	762	900	\$289
3036	914	762	900	\$339
3048	1219	762	900	\$389
3060	1524	762	900	\$459
3072	1829	762	900	\$539
3084**	2134	762	900	\$629
3096**	2438	762	900	\$689

Leg Upgrades

All benches are supplied with stainless legs and a height adjustable screw in foot, but you have the option to upgrade to suit your workspace.

1. Fix your bench to your floor with screw down feet and stainless legs.

SFEETCDX Screw Down Feet + Stainless Legs Set of 2 - \$44

2. Use Screw down feet with high grade stainless legs for extremely salty or chemical conditions.

SFEET Screw Down Feet + High Grade Stainless Legs Set of 2 - \$70

3. High quality heavy-duty lockable castors with stainless legs.

WHEELSSCDX Castors + Stainless Legs Set of 2 - \$64

4. High quality heavy-duty lockable castors with high grade stainless legs. Perfect for those hard working conditions.

WHEELSS Castors + High Grade Stainless Legs Set of 2 - \$80

5. High grade stainless legs & feet for use in extremely salty or chemical conditions or for that extra sparkle.

SLEGS High Grade Stainless Legs Set of 2 - \$52



Large island bench.



Add wheels for a mobile bench.

Splashback Benches

(with 150mm splashback)

4070SP	400	700	900	\$259
6070SP	600	700	900	\$299
8070SP	800	700	900	\$349
10070SP	1000	700	900	\$409
12070SP	1200	700	900	\$449
15070SP	1500	700	900	\$559
16070SP	1600	700	900	\$589
18070SP	1800	700	900	\$639
20070SP	2000	700	900	\$679
22070SP**	2200	700	900	\$729
24070SP**	2400	700	900	\$759
Corner CULGE	900	900	900	\$519
Corner CUSML	700	700	900	\$359



Benches

Narrow Splashback (with 50mm splashback)

Narrow benches for small spaces. These are widely used in food trucks where space is a premium.

Splashback: 50mm high x 40mm deep. Bench depth: 450mm.

Code	Length (mm)	Depth (mm)	Height (mm)	PRICE*
6045SP	600	450	900	\$259
8045SP	800	450	900	\$279
9045SP	900	450	900	\$289
12045SP	1200	450	900	\$339
15045SP	1500	450	900	\$389
18045SP	1800	450	900	\$449
CU450	600/450	600/450	900	\$309

See **Leg Upgrades** for sets of castors and screw down feet options

Corner Bench Code: CU450 \$309

Medical Trolley

304 grade stainless trolley suitable for transfer of clinical supplies and other medical functions.



- Stainless shelf
- Stainless legs
- Rails - keep loads secure
- Lockable castors

Code	Length (mm)	Depth (mm)	Height (mm)	PRICE*
MEDTROL-SM	762	762	900	\$699
MEDTROL-MED	914	610	900	\$699

Wider Island Bench



Reinforced Cross Bars - STRONG

- Extra deep tables (914mm deep) so that two people can work opposite in comfort.
- Three support bars underneath give extra stability.
- Welded cross bars - insanely strong.

Code:3672
1829mm long 914mm wide

Code	Length (mm)	Depth (mm)	Height (mm)	PRICE*
3636	914	914	900	\$389
3648	1219	914	900	\$459
3660	1524	914	900	\$589
3672**	1829	914	900	\$649
3684**	2134	914	900	\$709



See **Leg Upgrades** for sets of castors and screw down feet options

Waste Collection Bench

The perfect solution to clear all your food scraps in your food prep area.

NEW

Code:WCBH700
600mm long
700mm deep



300 mm diameter hole.
150 mm x 40 mm splashback.

Code	Length (mm)	Depth (mm)	Height (mm)	PRICE*
WCBH700	600	700	900	\$444

UNDERSHELF UPGRADES

Yes, we can supply stainless steel undershelves and legs for your bench. Only necessary in extremely salty or chemical locations - or if you want that extra sparkle.

EXAMPLE : To upgrade a bench code 2436 (normal price \$289) - you can get just the stainless undershelf (see below - add \$80) and/or stainless legs (add \$104). Total : \$473

Bench Code	Upgrade PRICE*	Bench Code	Upgrade PRICE*	Bench Code	Upgrade PRICE*
1824	\$55	3072	\$170	16070SP	\$155
1830	\$65	3084	\$210	18070SP	\$170
1836	\$65	3096	\$225	20070SP	\$190
2424	\$65	3636	\$105	22070SP	\$210
2436	\$80	3648	\$145	24070SP	\$225
2448	\$95	3660	\$185	CUSML	\$125
2460	\$130	3672	\$210	CULGE	\$145
2472	\$150	3684	\$225	6045SP	\$65
2484	\$180	4070SP	\$55	8045SP	\$70
2496	\$195	6070SP	\$65	9045SP	\$75
3030	\$75	8070SP	\$80	12045SP	\$85
3036	\$85	10070SP	\$90	15045SP	\$100
3048	\$105	12070SP	\$105	18045SP	\$105
3060	\$145	15070SP	\$145	CU450	\$105

Set of Four Stainless Legs SLEGS \$104 Leg Sets are completely optional as we already provide you with a set of galvanised legs.

Folding Benches • Popular choice for pop up markets.

Code	Length (mm)	Depth (mm)	Height (mm)	PRICE*
2460 Fold	1524	610	900	\$519
2472 Fold	1829	610	900	\$599

- A versatile bench with easy to fold legs and adjustable feet.
- Space saving.
- Same high quality stainless bench top.



Lockable Drawers

Tek-screw lockable drawer units to most of our work tables for a quick, cost-effective storage solution. About time we did this! A choice of either a single cutlery drawer or two deep drawers. Fits 610, 700, 762 & 900 deep benches from 800mm wide and up.



DRD \$359

Inside drawer measures 420 x 420mm



DRS \$199



DRD2 \$319

Code	Length (mm)	Depth (mm)	Height (mm)	Drawers	PRICE*
DRS	450	450	135	1	\$199
DRD2	450	450	370	2	\$319
DRD	450	450	450	2	\$359

Sinks & Taps



Why are commercial sinks so expensive?
We have absolutely no idea!

Construction

Our sinks are fully stainless steel. The legs are high grade stainless, the bowls are 304 stainless, the screws are stainless. Very sturdy.

Bowls

All bowls are 300mm deep and mostly 500mm long by 450mm wide -- some variations.

Eco Friendly

All Brayco benches are made from 95% recycled materials.

Tap Location

Wherever you like. There is room between the trough and the splashback, through the actual splashback or you can even mount taps from your wall.

Splashback

Each sink has a 150mm high splashback. 300mm splashbacks are available from our Brisbane/Gold Coast branches.



Sink - Code: SSRL610 \$775
1800 mm long x 610mm wide
150mm x 40mm Splashback
FREE Sink waste drainer included
Also available 1800 x 700mm **\$999**



Sink - Code: STN \$599
Solid & Standalone
850mm x 700mm
FREE Sink waste drainer included
665mm x 700mm **SSN \$505**



Sink - Code: DSRL \$1310
2590mm long x 700mm wide
150mm x 40mm Splashback
700mm bench on either side
2 FREE sink waste drainers included

Wall Mounted Sinks



Wall Mounted Handbasin
Code: Handbasin **\$144**
Outer size 430 x 380mm,
50mm Splashback.
Bowl size 350 x 250 x 150mm deep.
Bowl Holds 13 Litres.
FREE Sink waste drainer included.



Wall Mounted Corner Handbasin
Code: HBC **\$94**
Outer size 265 x 265 x 165 high,
25mm splashback.
Bowl size 230mm diameter x 120mm deep.
Bowl Holds 2.5 Litres.
FREE Sink waste drainer included.



Wall Mounted Mop Sink
Code: Mop Sink **\$399**
Outer size 610 x 530mm,
25mm splashback.
Bowl size 500 x 400 x 250mm deep.
FREE Sink waste drainer included.



NEW

Push Panel

Knee Operated Handbasin
Code: KB **\$649**
Outer size 432 x 380 x 285mm high,
50mm splashback.
Bowl size 356 x 254 x 140mm deep.
Bowl Holds 13 Litres.
FREE Sink waste drainer included.
Comes complete with WELS approved
plumbing hardware.
Completely 304 stainless steel.

Extended Lever

Suits hospitals, aged or disabled care.

\$59

Hands Free Sink Mixer
Code: HANDFBM

\$149

Hands Free Sink Mixer
Code: HANDAB

Hands Free

\$249

Hands Free Sink Mixer
Code: THANDSS

TAPS

from **\$49**

- WELS 4 Star 7.5 litres per Minute
- Watermark Certified
- DR Brass Body, Zinc Alloy Handle • Nickel and Chrome Finish
- Replaceable Ceramic Cartridge
- 12 Months Warranty



\$49

AXIL Kitchen Mixer
Code: KITMIX



~~\$120~~
\$49

Square Basin Mixer
Code: TSQUARE



\$99

AXIL Goose Neck Kitchen Mixer
Code: GOKITMIX



~~\$169~~
\$69

Fountain Sink Mixer
Code: TFOUNT



\$149

AXIL Pull Out Kitchen Mixer
Code: POKITMIX

Sink Pricing and Specifications

Confused? Our friendly Staff are here to help. Call today.

Code	Length (mm)	Depth (mm)	Height (mm)	Bowls	Litreage	PRICE*
SSN	665	700	900	1	65 L	\$505
STN NEW	850	700	900	1	155 L	\$599
SSL	1350	700	900	1	65 L	\$720
SSR	1350	700	900	1	65 L	\$720
SSRL1500	1500	700	900	1	65 L	\$775
SSRL	1800	700	900	1	52 L	\$999
SSRLTROUGH	1800	700	900	TROUGH	92 L	\$1070
DSM	1300	700	900	2	58 L	\$825
DSR17	1700	700	900	2	52 L	\$970
DSR	1900	700	900	2	65 L	\$1020
DSL	1900	700	900	2	65 L	\$1020
DSRL2000	2000	700	900	2	65 L	\$1125
DSR2200HB	2200	700	900	3	58 L	\$1495
DSRL	2590	700	900	2	65 L	\$1310
TSRL	2590	700	900	3	65 L	\$1645
HBC	265	265	140	1	2.5 L	\$94
Handbasin	430	380	Wall	1	13 L	\$144
Mop Sink	610	530	Wall	1	50 L	\$399
KB NEW	432	380	Wall	1	13 L	\$649



Sink - Code: DSM \$825

1300mm x 700mm
Twin bowls 450mm x 450mm x 300mm
2 FREE sink waste drainers included



Double Sink with HANDBASIN - Code: DSR2200HB \$1495

A double bowl commercial sink with a handbasin on one end. All your commercial kitchen requirements in one 2200mm unit. 3 FREE sink waste drainers included. 2200mm long x 700mm wide.

NARROWER 610mm SINKS

Match 610mm Benches

Code	Length (mm)	Depth (mm)	Height (mm)	Bowls	Litreage	PRICE*
SSN610	665	610	900	1	58 L	\$485
DSM610	1000	610	900	2	46 L	\$690
SSR610-12	1200	610	900	1	58 L	\$670
SSR610	1350	610	900	1	58 L	\$680
SSL610	1350	610	900	1	58 L	\$680
SSRL610	1800	610	900	1	58 L	\$775
DSR610	1900	610	900	2	58 L	\$970
DSL610	1900	610	900	2	58 L	\$970
DSRL610-20	2000	610	900	2	58 L	\$980
DSRL610-24	2400	610	900	2	58 L	\$1085

Splashback Extension

Add a stainless steel splashback extension to convert your sink or bench top to a corner unit. To fit 700 and 610 deep. Suits left hand or right hand side of the bench.



Suitable for Sinks & Benches

Code	To Fit Sink	PRICE*
CSB700	700	\$49
CSB610	610	\$44

Sink Covers


Create extra work space with a stainless steel sink cover. Suit 610 & 700mm Sinks.



Code	Description	Length (mm)	Depth (mm)	To Fit Sink	PRICE*
SCB400	Sink Cover - Flat	540	440	610mm Sink	\$66
SCH400	Sink Cover - Slats	535	360	610mm Sink	\$56
SCB500	Sink Cover - Flat	540	490	700mm Sink	\$72
SCH500	Sink Cover - Slats	530	410	700mm Sink	\$62

Underbench Sink Shelves

Add extra storage by snap locking an underbench sink shelf onto the support bar of your sink for extra storage.



Code	Length (mm)	Depth (mm)	To Fit Sink	PRICE*
Shelfsink700	580	650	700mm Sink	\$99
Shelfsink610	500	650	610mm Sink	\$95

Sink Drainer

Every sink is supplied with a FREE sink waste drainer.

Drainer	Basket waste drainer - 90mm radius	\$24
Drainer	FREE with every deep bowl sink	\$0



\$650

Pre Rinse Unit

Code: TSPRAY

- Cafe rinse model with overall height of 550mm.



\$799

Pre Rinse Unit /Pot Filler

Code: TSPRAYPF

- Cafe rinse model with over all height of 580mm.
- 12" pot filler tap.



\$899

Pre Rinse Unit /Pot Filler

Code: TSPRAYPFL

- Cafe rinse model with overall height of 1040mm.
- Wall fixing for strong support.
- 12" pot filler tap.
- Suits higher QLD splash back benches.

Cabinets – Indoor and Alfresco



**Our cabinet range is completely modular.
We can fit almost any space. And now even more configurations.**

We've been stampeded in the rush to get hold of our cabinet range. And why not?

They're terrific for those who need a solid workspace with loads of storage – Commercial, Domestic and Alfresco Kitchens.



Drawer Detail Attractive Handles. Strong smooth runner. Plenty of storage space.



Cabinet - Code: CAB2000 2000 x 610mm **\$2195**
The King of Cabinets. 4 drawers.
Available with castors or adjustable feet.



Code: CAB24904D 2490 x 610mm **\$2650**
On castors or adjustable feet. Our biggest cabinet.
Not only 4 drawers but 2 sliding doors with an internal shelf.



Code: COFFEECART 1600 x 700mm **\$1750** On Castors. 3 Drawers. Fridge Recess. Removeable Hinged Door. **Rear Vents**

✓ Construction

All cabinets are fully assembled. The tops have a reinforced lining. Standard cabinets have drawers on super-smooth runners with attractive handles. Sliding doors reveal an adjustable internal shelf.

✓ Indoor Grade

304 grade top/ 430 grade remainder. If you have a largely covered area, then the indoor grade cabinets are for you. The top is food-grade 304 stainless steel, the sides and internals are 430 grade.

✓ The Result

A cost-effective, food-grade standard cabinet able to withstand most conditions. Suitable for covered alfresco areas out of the elements.

✓ Outdoor Grade

304 grade everything. If you're in a more weather-prone area, these cabinets are the wise way to go. But more expensive and a special order item – sorry.

✓ Custom Made

If you're after a cabinet of a particular size, then give us a call. Diageo, Fosters and Yamaha dealers are some of our recent customers. As long as you give us 12 weeks lead time, we can certainly help and we'll save you about 40%.

✓ Castors or Feet

Cabinets can be fitted with braked castors or with adjustable feet. They are attached by a thick steel plate with 4 bolts. Bloody strong.

✓ Internal Shelf

All cabinets are supplied with an adjustable internal shelf.

♻️ Eco Friendly

All Brayco benches are made from 95% recycled materials.



Code: CAB16070 1600 x 700mm **\$1450**
A solid cabinet. No drawers but more internal space – and cheaper!
Available with castors or adjustable feet.

**HIGH GRADE
HEAVY-DUTY
STAINLESS**

No Shortcuts

Wall Cabinets

- 2 Sliding doors.
- 1 Internal shelf.
- Adjustable height shelf.



Code	Length (mm)	Depth (mm)	Height (mm)	PRICE*
WALLCAB900	900	380	600	\$479
WALLCAB1200	1200	380	600	\$549

Code	Length (mm)	Depth (mm)	Height (mm)	Drawers	Indoor PRICE*	Outdoor PRICE**
CAB900	900	610	900	2	\$1150	\$1800
CAB1200	1200	610	900	2	\$1320	\$1990
CAB1500	1500	610	900	3	\$1650	\$2390
CAB1800	1800	610	900	3	\$1980	\$2690
CAB2000	2000	610	900	4	\$2195	\$2990
CAB20003D	2000	610	900	3	\$2295	\$3065
CAB24904D	2490	610	900	4	\$2650	\$4070
CABCU*	1000	1000	900	1	\$1450	\$2095
CABSINK6	610	610	900	0	\$849	\$1575
CABSINKLB1500	1500	610	900	0	\$1499	\$2145
CABSINKRB1500	1500	610	900	0	\$1499	\$2145
CAB12070	1200	700	900	0	\$1170	\$1805
CAB15070	1500	700	900	0	\$1320	\$1905
CAB16070	1600	700	900	0	\$1450	\$2095
CAB18070	1800	700	900	0	\$1470	\$2115
CAB20070	2000	700	900	0	\$1590	\$2155
COFFEECART	1600	700	900	3	\$1750	\$2499
CUSTOM	Please call for custom sizes and prices.					



Cabinet - Code: CAB20003D
2000 x 610mm \$2295 3 Drawers.
On Castors or adjustable feet.



Tap Code: TSQUARE \$49



Code: CABSINK6
610 x 610mm \$849
Sink size 40 x 40 x 25cm,
40 Litre capacity



**Sink 40 x 40 x 25cm,
40 Litre capacity**
A fully integrated sink to help
wash up the outdoor feast.



CABSINKRB1500
1500 x 610mm \$1499 Left Bowl.
Also available with right bowl.

CASTORS OR LEGS?

Cabinets can be fitted with braked castors or with adjustable feet. They are attached by a thick steel plate with 4 bolts. Super strong.



* CABCU is supplied without sides for use with cabinets or bench.
Fits 610 deep cabinets.



Cabinet - Code: CAB1800 On Castors. 3 Drawers. 2 Sliding Doors.
1 Internal Shelf. 1800 x 610mm \$1980



The cabinet range is fully modular. We can fill almost any space and we can go around corners - just not quite as fast as 3 year-old Tom on his trike.

Drawer Cabinets

- An impressive member of the cabinet line up.
- Solid runners, nice deep drawers.

CASTORS OR FEET?

Add a set of castors for a sturdy mobile tool box.



CABDRAW6 \$1590



CABDRAW3 \$990

Code	Length (mm)	Depth (mm)	Height (mm)	Drawers	PRICE*
CABDRAW3	600	610	900	3	\$990
CABDRAW6	1000	610	900	6	\$1590

*Prices include GST. Prices vary due to raw material and exchange rate fluctuations and are subject to change without notice.

Premium Coolroom Shelving



Made with high strength plastic and aluminium, our premium shelving is resistant to rust and mould – load capacity up to 250kg! Genius!

Mix and match sizes and depths to suit your space. Quick Assembly.

✓ **Rust Resistant**

Our Premium Coolroom Shelves are made from a combination of plastic and aluminium making them rust and mould resistant. Perfect for wet areas.

✓ **Extra Strong**

Heavy duty aluminium rails and posts, plastic shelves and a patented locking system that ensures the unit carries the weight required in any kitchen.

✓ **Huge Load Capacity**

Each level will hold a substantial amount of weight. Perfect for all your coolroom storage needs. Up to 250kg per shelf. For shelving with wheels 50kg per shelf. See web for details.

✓ **Quick and easy to Assemble**

All components snap together with ease.

✓ **Suitable for cold temperatures**

Premium shelving can withstand a temperature from -38 °c to 88 °c



Adjustable Feet

Castors \$75 (4)



VERSATILE SHELVING

Simply add an extra bay to your 1st Bay for a straight configuration. You will need a connector pack to create an 'L' or 'U' shape.



Add lockable castors for mobile shelving.



1700mm High Shelving

Code	Length (mm)	Depth (mm)	1st Bay PRICE*	Extra Bay PRICE*	Shelf PRICE*
PS1436-17	925	355	\$366	\$307	\$62
PS1442-17	1075	355	\$406	\$347	\$72
PS1448-17	1225	355	\$434	\$375	\$79
PS1460-17	1525	355	\$478	\$419	\$90
PS1472-17	1825	355	\$554	\$495	\$109
PS1836-17	925	450	\$394	\$335	\$69
PS1842-17	1075	450	\$426	\$367	\$77
PS1848-17	1225	450	\$454	\$395	\$84
PS1860-17	1525	450	\$506	\$447	\$97
PS1872-17	1825	450	\$566	\$507	\$112
PS1878-17	1975	450	\$614	\$555	\$124
PS2436-17	925	610	\$456	\$394	\$83
PS2442-17	1075	610	\$492	\$430	\$92
PS2448-17	1225	610	\$520	\$458	\$99
PS2454-17	1375	610	\$552	\$490	\$107
PS2460-17	1525	610	\$592	\$530	\$117
PS2472-17	1825	610	\$660	\$598	\$134
PS2478-17	1975	610	\$704	\$642	\$145

2000mm High Shelving

Code	Length (mm)	Depth (mm)	1st Bay PRICE*	Extra Bay PRICE*	Shelf PRICE*
PS1436-20	925	355	\$376	\$312	\$62
PS1442-20	1075	355	\$416	\$352	\$72
PS1448-20	1225	355	\$444	\$380	\$79
PS1460-20	1525	355	\$488	\$424	\$90
PS1472-20	1825	355	\$564	\$500	\$109
PS1836-20	925	450	\$406	\$341	\$69
PS1842-20	1075	450	\$438	\$373	\$77
PS1848-20	1225	450	\$466	\$401	\$84
PS1860-20	1525	450	\$518	\$453	\$97
PS1872-20	1825	450	\$578	\$513	\$112
PS1878-20	1975	450	\$626	\$561	\$124
PS2436-20	925	610	\$476	\$404	\$83
PS2442-20	1075	610	\$512	\$440	\$92
PS2448-20	1225	610	\$540	\$468	\$99
PS2454-20	1375	610	\$572	\$500	\$107
PS2460-20	1525	610	\$612	\$540	\$117
PS2472-20	1825	610	\$680	\$608	\$134
PS2478-20	1975	610	\$724	\$652	\$145

*Prices include GST. Prices vary due to raw material and exchange rate fluctuations and are subject to change without notice.

Fits Any Space • Strong • Washable



NO CORNER POSTS
More access to your space.

How to Create your Configuration

STEP 1: Measure the two or three walls you wish to fill and decide on the depth (355, 450 or 610mm) and height (1700, 2000 or 2450mm).

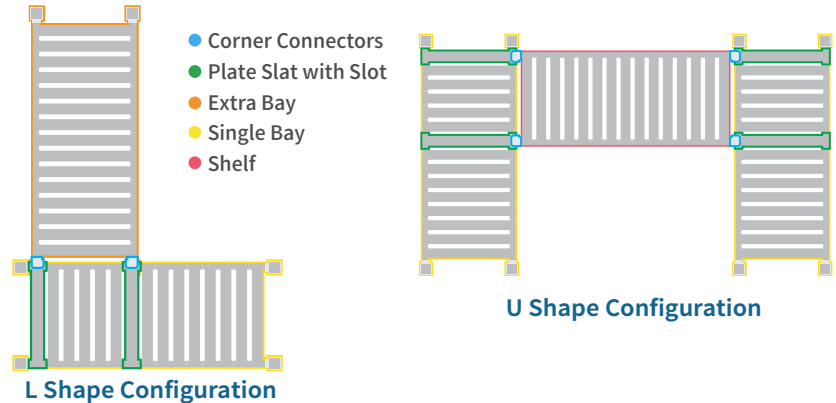
STEP 2: Decide on how many complete bays, extra bays or extra shelves you will need to create your shelving configuration:

'U' Shape: To create a 'U' shape configuration you will need 2 complete bays and additional shelves for the middle of the 'U' shape (see below). When connecting the complete bay to the shelf you will need a pair of corner connectors and 2 slats with slots at each end of the shelf. Confusing? We have made it easier for you – simply order a connection pack to fit the depth of each complete unit.

'L' shape: When connecting the 1st Bay to the Extra Bay to create a 'L' shape you will need 1 connector pack for the depth of the 1st bay. The connector pack contains 2 Corner Connectors and 2 Plate slats with slots for each shelf.

Straight: Simply add your extra bay to the end of the 1st Bay. No Extra parts are required.

Confused? Our friendly Staff are here to help. Call us today.



Completely Versatile

Mix and match sizes and depths to fully maximise the space in your coolroom. You can even customise by cutting the shelf length to size. Corner attachments mean fewer posts allowing for better access.

Dishwashable

All slats are easy to remove which makes cleaning a breeze. Wipe clean any spills or just pull out and wash in the sink or dishwasher.

Adjustable Height Shelves

Each shelf is fully height adjustable. Each bay comes with 4 shelves and it's easy to add more to suit your storage needs

Adjustable Feet

Supplied as standard and adjustable up to 30 mm.

2450mm High Shelving


Code	Length (mm)	Depth (mm)	1st Bay PRICE*	Extra Bay PRICE*	Shelf PRICE*
PS1436-24	925	355	\$398	\$327	\$62
PS1442-24	1075	355	\$438	\$367	\$72
PS1448-24	1225	355	\$466	\$395	\$79
PS1460-24	1525	355	\$510	\$439	\$90
PS1472-24	1825	355	\$586	\$515	\$109
PS1836-24	925	450	\$426	\$360	\$69
PS1842-24	1075	450	\$458	\$392	\$77
PS1848-24	1225	450	\$486	\$420	\$84
PS1860-24	1525	450	\$538	\$472	\$97
PS1872-24	1825	450	\$598	\$532	\$112
PS1878-24	1975	450	\$646	\$580	\$124
PS2436-24	925	610	\$500	\$421	\$83
PS2442-24	1075	610	\$536	\$457	\$92
PS2448-24	1225	610	\$564	\$485	\$99
PS2454-24	1375	610	\$596	\$517	\$107
PS2460-24	1525	610	\$636	\$557	\$117
PS2472-24	1825	610	\$704	\$625	\$134
PS2478-24	1975	610	\$748	\$669	\$145



Accessories

Connector packs contain 8 corner connectors + 8 plate slats with slots. NB Choose a connector pack for the depth of your 1st Bay.

Code	PRICE*
CNRCONPACK355 (8 connectors + 8 slats with slots)	\$64
CNRCONPACK450 (8 connectors + 8 slats with slots)	\$76
CNRCONPACK610 (8 connectors + 8 slats with slots)	\$84
CNRCON Corner Connectors (pair)	\$10.00
PLATE355 1 X 355mm plate slat with slot	\$3.00
PLATE450 1 X 450mm plate slat with slot	\$4.50
PLATE610 1 X 610mm plate slat with slot	\$5.50
CAST5INC 5 inch castor (set of 4)	\$75.00



Create A Corner
You will need to replace 2 slats on each shelf of your 1st bay with 2 slats with a slot (to accommodate the corner connector, see above).

NEW Plastic Dunnage Racks

Protects goods and packaging from contamination and moisture. See page 15 for more info.



Confused... please call and we can help.

Confused? Our friendly Staff are here to help. Call us today. 11

Coolroom/Freezer//Dry Store Shelving

Commercial grade shelving. A familiar shelving system at a not-so-familiar price.

OVER
70,000+
SOLD

Strong

Thicker diameter steel than most competing systems.

Each set comes with 4 shelves

Extra shelves available at 25% of the overall unit price. Shelves adjust to anywhere along the length of the poles.

Castors available

Set of 4, heavy duty for an extra load.

Adjustable feet

Coolroom shelving is perfect for uneven floors with adjustable feet.

Chrome or Epoxy?

Chrome looks absolutely fantastic but is a little more expensive. A reflective silver surface that reflects light and gives off an aura of sophistication – so they are commonly used in retail areas where they need to look good.

The epoxy resin is a rubberised coating. That makes them highly water resistant. So they are excellent for coolrooms or refrigerated environments. And cheaper too. 0 - 300 Degrees.

Up to
150kg
load capacity



Add a set of castors (4) \$45

Heavy duty castors (4) \$72

Epoxy Coated Wire Shelving for Coolrooms/Freezer

Code	Length (mm)	Depth (mm)	Height (mm)	PRICE*
SH1236EP	914	305	1800	\$149
SH1248EP	1219	305	1800	\$164
SH1260EP	1524	305	1800	\$184
SH1818EP	457	457	1800	\$149
SH1830EP	762	457	1800	\$175
SH1836EP	914	457	1800	\$184
SH1848EP	1219	457	1800	\$209
SH1860EP	1524	457	1800	\$229
SH1872EP	1829	457	1800	\$239
SH2424EP	610	610	1800	\$174
SH2430EP	762	610	1800	\$184
SH2436EP	914	610	1800	\$209
SH2448EP	1219	610	1800	\$229
SH2460EP	1524	610	1800	\$274
SHWHEELS	Set of 4 Castors			\$45
SHWHEELS-HD	Set of 4 Heavy Duty Castors			\$72

Code: SH2448EP
1219 x 610mm \$229



Connect your shelving bay to another bay with these handy epoxy or chrome hooks. For an L-shaped or straight bay, use 1 complete shelf unit and 1 unit with just 4 shelves and 2 posts. Connect the shelves onto the full bay with 8 hooks (2 per shelf).



Code	PRICE*
S-HOOKSEP2	Set of 2 epoxy hooks \$2
S-HOOKSCH2	Set of 2 chrome hooks \$2

Chrome Wire Shelving for Dry Store

Code	Length (mm)	Depth (mm)	Height (mm)	PRICE*
SH1818CH	457	457	1800	\$159
SH1836CH	914	457	1800	\$219
SH1848CH	1219	457	1800	\$239
SH1860CH	1524	457	1800	\$274
SH1872CH	1829	457	1800	\$294
SH2424CH	610	610	1800	\$184
SH2430CH	762	610	1800	\$219
SH2436CH	914	610	1800	\$249
SH2448CH	1219	610	1800	\$284
SH2460CH	1524	610	1800	\$319
SHWHEELS	Set of 4 Castors			\$45
SHWHEELS-HD	Set of 4 Heavy Duty Castors			\$72



Highly water-resistant epoxy rubberised coating



Our special black clip clicks under the shelf. Stops the shelf from sliding down - strong!

Shelving FAQs



How do you put them together? Can I put the shelves at any height?

Each shelf comes with four clips. Simply snap lock them onto the grooves on the upright posts. Slide the shelf over the post until they hit the clip, apply a bit of pressure and the shelf is locked in place. You can put the shelves anywhere along the upright to suit the required shelf height.

Can I buy extra shelves? Of course you can! Most people don't as four is generally a good number for an 1800mm high post. If you want extras, they are 25% of the total price of a set.

What are the load capacities of wire shelving? Load capacities are 150kg per shelf. For shelving with wheels the overall weight capacity of the shelf unit is 240kg (SHWHEELS \$45) or 320kg with the heavy duty wheels (SHWHEELS-HD \$72). Higher capacity shelving (up to 250kg) is now available with the Premium Range on page 10.

What if I have an uneven floor? Each post has a small adjustable foot. Simply screw it out to level your shelves on an uneven floor.

How are these shelves made? These shelves are made of steel, then dipped in either chrome or an epoxy resin.

Shelf Dividers

Keep your items organised

with shelf dividers. Code: DIV18EP \$10 Each



Code	Length	Height	PRICE*
DIV18EP epoxy	457	230	\$10
DIV24EP epoxy	610	230	\$12
DIV18CH chrome	457	230	\$14
DIV24CH chrome	610	230	\$16

*Prices include GST. Prices vary due to raw material and exchange rate fluctuations and are subject to change without notice.

Narrow Wall Shelves 300mm deep

- Add extra storage to your room.
- 1.2mm stainless steel.



Code	Length (mm)	PRICE*
SHSS6030	600	\$84
SHSS9030	900	\$94
SHSS12030	1200	\$114
SHSS15030	1500	\$134
SHSS18030	1800	\$164
SHSS20030	2000	\$195

Deep Wall Shelves 450mm deep


- Terrific for Microwaves.
- Extra Deep.
- 1.2mm stainless steel.



Code	Length (mm)	PRICE*
SHSS6045	600	\$114
SHSS9045	900	\$144
SHSS12045	1200	\$174
SHSS15045	1500	\$215
SHSS18045	1800	\$259
SHSS20045	2000	\$279

Pipe Wall Shelves 300mm & 450mm deep

- Above sink drainage.
- Great for pots.



300mm Deep

Code	Length (mm)	PRICE*
PIPE6030	600	\$94
PIPE9030	900	\$104
PIPE12030	1200	\$124
PIPE15030	1500	\$144
PIPE18030	1800	\$175

450mm Deep

Code	Length (mm)	PRICE*
PIPE6045	600	\$124
PIPE9045	900	\$134
PIPE12045	1200	\$160
PIPE15045	1500	\$190
PIPE18045	1800	\$225

Corner Wall Shelves

- Another new addition to help you make the most of your kitchen space!
- 1.2mm stainless steel.



Code	Length	Depth	Front	To Fit	PRICE*
SHSSC30	500	300	285	300mm shelf	\$74
SHSSC45	650	450	285	450mm shelf	\$99



Eco Friendly

All Brayco benches are made from 95% recycled materials.

4-Tier Stainless Steel Shelf Unit

- A very popular item.
- Screw in shelves, adjustable feet.
- 1800mm high.
- When only stainless will do.

Code	Length	Depth	PRICE*
SHSS4T9	900	510	\$479
SHSS4T12	1200	510	\$539
SHSS4T15	1500	510	\$639



MAKE MORE ROOM WITH AN OVERSHELF

2-Tier Overshelves

Convenient over bench storage, with adjustable shelf.



- Sits on top of bench.
- Can be cut down.
- Top shelf is 350mm deep.
- Adjustable 2nd shelf is 265mm deep.



Elbios Restaurant, SA.
Loving his extra work space.

Code	Length (mm)	PRICE*
SH2T550	550	\$194
SH2T850	850	\$204
SH2T1150	1150	\$229
SH2T1450	1450	\$259
SH2T1750	1750	\$289



Shelf height can be adjusted.

Legs can be cut down to suit your use.

*Prices include GST. Prices vary due to raw material and exchange rate fluctuations and are subject to change without notice.

Trolleys & Trolley Bins



Stainless Trolley

Medium Duty Trolleys - cheaper, squarer trolleys that can still take a sizeable load!



TR3TIERN
\$259



TR2TIERN
\$199

- 2 Lockable castors
- Handle height 945mm
- Load capacity 25kg per tray
- Tray thickness 0.8mm steel

Stainless Trolley

Same high-quality, heavy-duty lockable castors as our tables, so they take a big load.



TR3TIER
\$399



TR2TIER
\$329

- 304 Grade, lockable castors
- Handle height 905mm
- 1080mm long including handles
- Load capacity 35kg per tray
- Tray thickness 1mm steel



Code	Tray Size	Dimensions	Tiers	PRICE*
TR2TIERN	825 x 507mm	825 x 530 x 800mm	2	\$199
TR3TIERN	825 x 507mm	825 x 530 x 800mm	3	\$259
TR2TIER	870 x 420mm	870 x 420 x 800mm	2	\$329
TR3TIER	870 x 420mm	870 x 420 x 800mm	3	\$399

Polypropylene Trolley & Bins

Heavy duty trolley, suitable for Coolrooms in an easy-clean polypropylene.



TR3TPS-S
\$159

TR3TPS
\$125

- Easy clean-up compact polypropylene trolley with optional enclosed sides – keep your load secure
- Easy Assembly
- Handle height 850mm
- 823mm long including handles
- Load capacity 40kg per tray
- Save space with robust bins



TR3TPL
\$159

PPBINC
Cutlery Bin \$12

PPBINR
Refuse Bin \$21

- Easy clean-up polypropylene workspace
- Easy Assembly
- Handle height 980mm
- 1030mm long including handles
- Load capacity 40kg per tray
- Save space with robust bins

Code	Tray Size	Dimensions	Tiers	PRICE*
TR3TPS	618 x 398mm	823 x 405 x 850mm	3	\$125
TR3TPS-S	618 x 398mm	823 x 405 x 850mm	3 + 3 sides	\$159
TR3TPL	745 x 495mm	890 x 510 x 845mm	3	\$159
PPBINR	20 Litre	335 x 231 x 445mm		\$21
PPBINC	8 Litre	335 x 231 x 180mm		\$12

Dishwasher Inlet & Outlet Benches



- For use with restaurant dishwashers.
- All dishwasher benches are available in left or right configuration.
- Bowl Size 500 x 400 x 300mm deep
- High grade stainless legs

Dishwasher Goes Here!

Code: DISHINR \$1239
Left configuration also available



Dishwasher Outlet Bench, shown with dish racks

- 3 Underbench shelf sliders for glass racks
- High Grade Stainless legs
- Available in right and left

Bench Code: DISHOUTSH \$549

Code	Length (mm)	Depth (mm)	Height (mm)	Bowl	PRICE*
DISHOUT	800	700	900	0	\$449
DISHOUTSH	800	700	900	0	\$549
DISHIN	1800	700	900	1	\$1239
DDISHIN	1800	700	900	2	\$1519

Glass Dish Rack Components

Commercial dishwasher racks for glassware. Dividers keep your glassware safe from breakage during handling and free of water-marks.
25 Compartment: suits up to 87 mm wide glassware
36 Compartment: suits up to 72 mm wide glassware



Code	Compartments	PRICE*
CR	Cutlery rack (base)	\$42
25COMPGR	25 - Full drop extension	\$45
25COMPHD	25 - Half drop extension	\$28
36COMPGR	36 - Full drop extension	\$49
36COMPHD	36 - Half drop extension	\$30

Dish Racks

Commercial dishwasher racks that are ideal for washing varying sized plates, bowls and trays. Vertical pins keep large dishes upright and free from breakage. Our 500 x 500 mm dish racks fit our 700 series outlet bench, shown above.



P64OPENRACK
\$38

Code	Compartments	PRICE*
64RACK	64 Compartment plate and tray rack, closed	\$48
64OPENRACK	64 Compartment plate and tray rack, open	\$38

*Prices include GST. Prices vary due to raw material and exchange rate fluctuations and are subject to change without notice.



Plastic Dunnage Rack

Protects goods and packaging from contamination and moisture.

- Connect racks securely with connectors to fill your space
- Allows air to flow – holey top ensures maximum circulation
- Heavy duty polypropylene
- Keep frozen, cool or dry products off the floor for improved hygiene
- Rust resistant

Code	Size	Load Capacity	PRICE*
DUN915	910 x 555 x 300mm	600kg	\$219
DUN122	1215 x 555 x 300mm	1200kg	\$319
DUNCON	Connector		\$9

NEW



Leg Attachments – enclose a bench for a counter, desk or stylish cabinet

Attach panels (wood, mdf, acrylic) to bench legs so you can enclose the under space cheaply. Great for turning a simple bench into a stylish cabinet.

See how Brayco customers have used leg attachments on our instagram page: www.instagram.com/braycostainless



Code	Attachment	PRICE*
LEGATTS	Straight leg	\$9
LEGATTC	Corner leg	\$9

Here's how Leg Attachments convert a stainless bench to an enclosed bar-height desk.

Fully Adjustable Rail Kits - for Underbench Storage

These stainless rails can be fixed anywhere on the front and back of bench legs. Rails are perfect when removing shelves to allow for extra storage room such as a dishwasher, washing machine etc. Rails are sold as kits but ask for individual component prices.



Which kit do I need?

Kit prices are listed for each bench.
Each kit contains: Two side rails, one front rail, one back rail and six height adjustable connectors.
We can customise a kit for you. Please ring for advice.

Height adjustable rails

Code	PRICE*	Code	PRICE*	Code	PRICE*
1824	\$59	3036	\$74	8070SP	\$69
1830	\$64	3048	\$79	10070SP	\$75
1836	\$69	3060	\$85	12070SP	\$80
2424	\$64	3072	\$90	15070SP	\$85
2436	\$69	3084**	\$149	16070SP	\$90
2448	\$79	3096**	\$152	18070SP	\$95
2460	\$85	3636	\$80	20070SP	\$100
2472	\$90	3648	\$85	22070SP**	\$152
2484**	\$147	3660	\$90	24070SP**	\$158
2496**	\$152	3672**	\$158		
3030	\$69	3684**	\$162		

** Kit for these six leg benches contain more rails and connectors.

Our Factory is massive - it covers over 6000 square metres and is staffed by hundreds of friendly, skilled metalworkers who manufacture our products to our tight specifications. It's not a tin shed with grubby misfits hammering out sub-standard, rickety rubbish from crappy metals. That's how we can supply thousands of customers cross Australia, New Zealand and Singapore quickly, efficiently and at unbelievably low prices.



One of the 4 production areas in our factory. We can produce 32,000 benches a month. How many do you need?

From Little Acorns ... a Tale of Grit, Growth and Gratitude.



Over 80,000 Benches Sold • Over 15,000 Sinks Sold • Over 75,000 Customers

Brayco started 14 years ago when my brother-in-law Dan was opening his 3rd kebab joint. God he was irritating about startup costs moaning about the cost of everything — especially stainless steel.

I had contacts with a massive Asian factory, and we produced a small range of stainless steel benches. And the price was right. We plonked down a fair bit of cash and took a punt on a single container of stainless steel benches.

The concept was simple. Supply great quality benches to hospitality entrepreneurs at a 40% discount compared to the ripoff merchants who were gouging the small guys.

There were only 6 sizes in that first container. Six. Not the 400 we do today. And we crammed them into a tiny warehouse and put the word out that we were in business. We hustled for sure — delivered everything personally, took time away from our young families to sell a small bench.

Within weeks, we were low on stock. We ordered more containers. And then more. My brother in law sold his kebab chain to move to Melbourne and get things going there. Seems that our idea had hit a chord. 14 years have passed. You could sum it up as “Busy”.

In that time, Brayco has expanded to having large warehouses in every capital in Australia — and we are in New Zealand & Singapore too.



In 14 years, we have sold over 80,000 benches, 12,000 sinks — if we put our wall shelves end-to-end they would form a building over 4 times higher than the Empire State Building.

Those first few products have swelled to include over 400 products. Some are just useful — some don't sell very well — but they fill a gap in many customers' kitchens — and so, we keep the product going. Some products are still gangbuster favourites.

And more importantly, we have over 50 enthusiastic people at Brayco now. God they are good. We ask them to be as helpful as possible to our lovely customers. And they deliver. Our job now is equally as difficult — to make sure that any new customer can come to us 48 hours before they open a new cafe, a new juice-joint, a new burger bar — and be confident that Brayco will have their commercial kitchen up and running on-time and for a price that is still ludicrously cheap compared to the alternatives.

But most of all, we have YOU to thank. The entrepreneurs who toil away, producing great food for a hungry populace — opening new cafes, starting a coffee cart at the local Auskick training fields, in short, just giving it a go.




If you're new to Brayco — Welcome. Call one of our team and they'll guide you through the setup process for your kitchen. It's not rocket science.

We also hope to enjoy the next 14 years with you as you build your hospitality empire. We'll be there with advice and a spare allen key, a free sink drainer ... or that tiny shelf that fits right in the corner.

And if you are one of the 75,000 customers that have dealt with us over the years — then Thank You — we appreciate your good humour, continued custom and general niceness.



Harry Bray, Director

 Brayco.com.au
 [BraycoStainless](https://www.facebook.com/BraycoStainless)
 [BraycoStainless](https://www.instagram.com/BraycoStainless)

You got questions? We've got answers.



Why are you so much cheaper than your competitors?

Seriously, we are asked this question all the time. The answer: we directly import from an enormous Chinese manufacturer. We sell direct to the customer. No distributors. No middlemen. Also, we keep overheads down -- no marble foyers, no fancypants administrative assistants, no sales reps in flash cars with nothing to do. We price the products accordingly.

Do you have everything in stock?

Yes, almost always. We reckon that we have the largest stock of modular stainless steel products in the country. However, sometimes we get fooled by spikes in demand (this is a fancy way of saying that we either made a mistake or a customer ran us out of something). But we re-order quickly and can still get products to you faster than most local fabricators -- and loads cheaper of course.

Do you deliver? Can I pick up? How much to freight it?

We deliver coast-to-coast around Australia -- but of course you are welcome to pick up from one of our eight branches or use your own courier. Give us a call and we can give you an accurate price to get your stainless to you quickly and without fuss.

Can you make up a bench to a specific size?

No, we don't manufacture to size unless you have quite a large job. But give us a call - if we can't help we should be able to refer you to someone who can.

Other questions?

Please call, we love to chat things through. Our benches take a hammering at the National Bakeskill Competition.



Contact Your Nearest Outlet Today, Open 9-5pm Mon - Fri

Sydney	1800 660 424	sydney@brayco.com.au
Brisbane	1800 227 693	brisbane@brayco.com.au
Gold Coast	07 5502 2614	goldcoast@brayco.com.au
Melbourne	1800 466 606	melbourne@brayco.com.au
Hobart	03 6105 0529	hobart@brayco.com.au
Adelaide	08 8120 2190	adelaide@brayco.com.au
Perth	08 9204 1133	perth@brayco.com.au

79 Derby St, Silverwater
 238 Earnshaw Road, Northgate
 7/42 Lawrence Drive, Nerang
 37 Smith Rd, Springvale
 8b Duncan Street, Montrose
 8-10 Manton Street, Hindmarsh
 51 Collingwood St, Osborne Park