


PRE RINSE UNIT WITH POT FILLER TAP



PULL OUT MIXER TAP

Overall Dimensions:

See below drawings

Bench Hole Size: 35 mm

Flow Rate:

Trigger Valve: 4.0L/min

Pot Filler: 8.0L/min

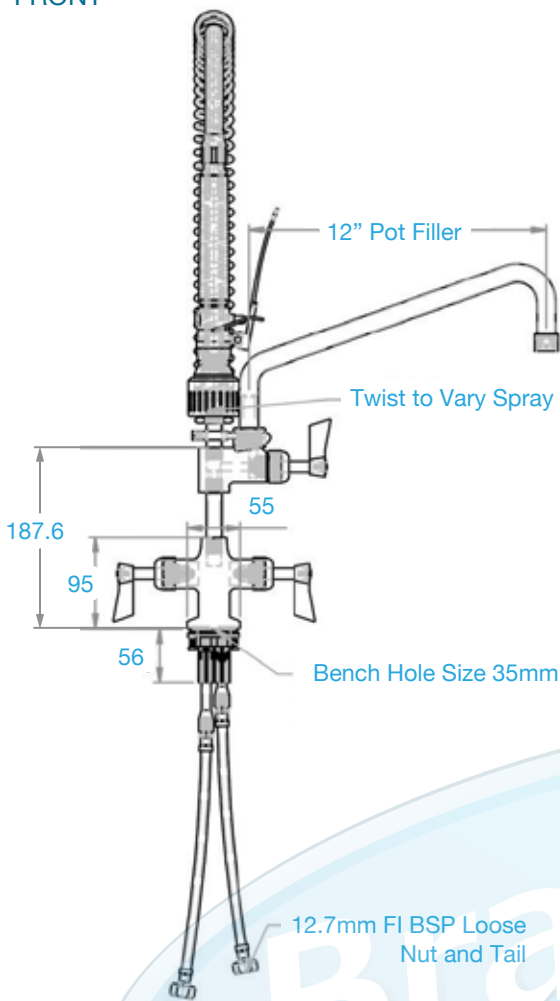
Shipping Dimensions:

840 (w) x 290 (d) x 80 mm (h)

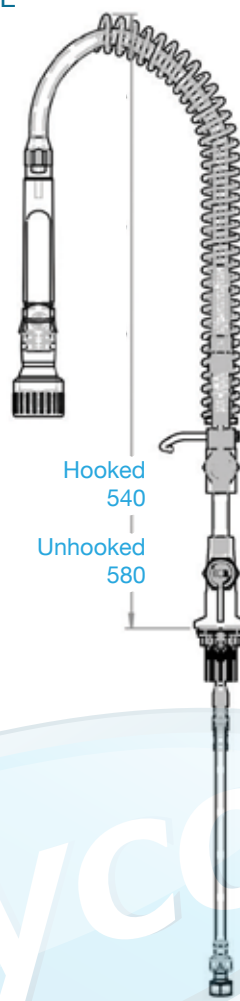
Shipping Weight: 5.9 kg

Material: Full stainless steel construction

FRONT



SIDE



PRODUCT CODE:

TSPRAYPF: Jet Nozzle Only

VT-TSPRAYPF: Jet and Spray Nozzle

FEATURES AND BENEFITS

- Red / Blue Indexing on Handle
- Swivel Tap
- Dual Hob Tap Body Includes Inlet Hoses
- 1/2 Turn Rising Spindles
- Self Closing Trigger Valve
- Stay Open Clip for Prolonged Use
- Watermark and WELS Approved
- Minimal Assembly Required
- Supplied with Wall Bracket (Optional)
- 12" Pot Filler Tap
- Working Pressure Range: 150kPa - 500kPa
- Maximum Operating Temperature: 80 degrees
- Drain included: NO
- Spout Width: 216 mm
- Spout Height: 540 mm (Hooked)
580 mm (Unhooked)

INSTALLATION

- Single-hole.
- Bench Hole Size: 35mm

CODES / STANDARDS

- WELS Registration Number T30469
- Nicene Number 1044
- Water Efficiency: 6 Star 4.0L/min Trigger Valve
3 Star 8.0L/min Pot Filler



Product has been registered according to the requirements of the WELS standard (AS/NZS 6400:2016 Water efficient products - Rating and labeling).



Brisbane • Sydney • Melbourne • Hobart • Adelaide • Perth • Auckland
For more info please contact your nearest Brayco Branch 1300 272 926 | brayco.com.au