

SIDE PANEL FOR FLAT WALL SHELF

SIDE PANEL FOR 300MM DEEP FLAT WALL SHELF

PRODUCT CODE: SHSS30SPX2

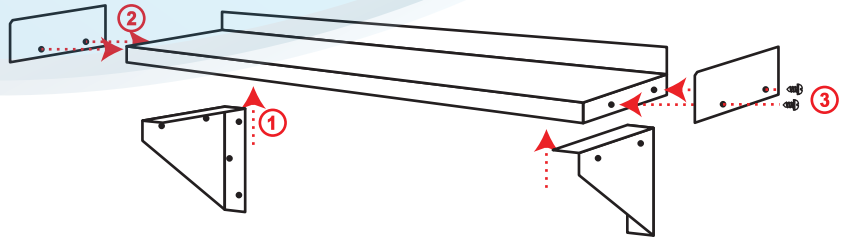
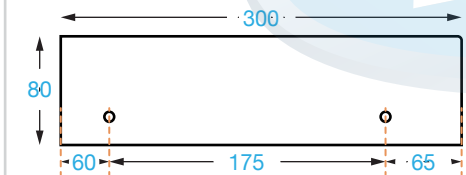
Overall Dimensions:

300 (w) x 80 mm (h)

Material: 1.2 mm 430 grade stainless steel.

FEATURES AND BENEFITS

- To attach to each end of the Brayco flat wall shelf to create an enclosed shelf.
- Simply attach using the same bolts supplied with the wall shelf.
- No extra parts required.



SIDE PANEL FOR 450MM DEEP FLAT WALL SHELF

PRODUCT CODE: SHSS475SPX2


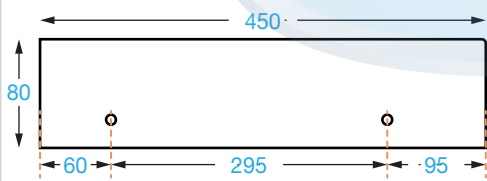
Overall Dimensions:

450 (w) x 80 mm (h)

Material: 1.2 mm 430 grade stainless steel.

FEATURES AND BENEFITS

- To attach to each end of the Brayco flat wall shelf to create an enclosed shelf.
- Simply attach using the same bolts supplied with the wall shelf.
- No extra parts required.



Brisbane • Sydney • Melbourne • Hobart • Adelaide • Perth • Auckland
For more info please contact your nearest Brayco Branch 1300 272 926 | brayco.com.au

Whilst all care has been taken when compiling this information, designs & dimensions shown are indicative only and should not be relied upon without prior approval. Brayco reserves the right to make changes without notice.