

SINGLE SINK WITH LEFT HAND BENCH



This 700 mm sink range is modular to the Brayco 700 mm deep cabinets and splashback benches.



700 SERIES SINK

Overall Dimensions:

1350 (w) x 700 (d) x 1050 mm (h)

Bowl Size:

500 (w) x 450 (d) x 300 mm (h)

Capacity: 67 L

Shipping Weight: 29 kg

Shipping Dimensions:

Sink: 1350 (w) x 700 (d) x 460 mm (h)

Legs: 1220 (w) x 170 (d) x 100 mm (h)

Material:

Top: 1.2 mm 304 grade stainless steel

Legs: 201 grade 42.5 mm diameter stainless steel

PRODUCT CODE: SSL



Brayco Stainless Steel is made from 95% recycled materials

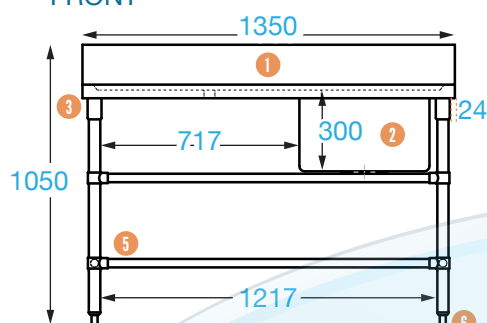
FEATURES AND BENEFITS

- Sink drainer Included.
- **Construction:** Our units are fully stainless steel. Very sturdy.
- **Bowl:** Fully welded for strength and superior durability.
- **Tap Location:** Untapped to allow for universal plumbing as required.
- **Bar work:** Fully adjustable to accommodate glass or dishwasher, shelf etc.
- **Supplied Flat Packed:** Simple assembly, instructions included.

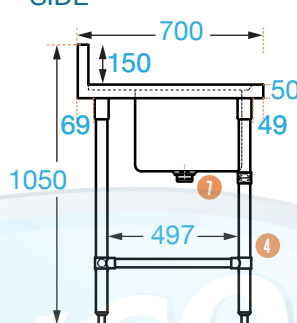
OPTIONS

- **Splashback Extension:** Convert your sink to a corner unit.
- **Slatted Sink Cover:** Ideal drainer tray or to rinse food. **Code:** SCH500
- **Sink Cover:** Create extra work space. **Code:** SCB500
- **Under-sink shelf:** 650 mm long stainless steel shelf. **Code:** SHELFSINK700

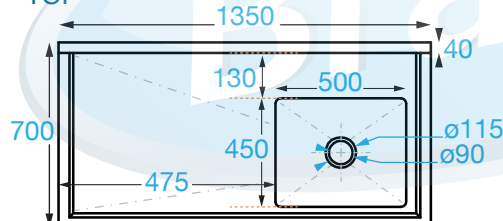
FRONT



SIDE



TOP



COMPONENTS

- 1 Splashback
- 2 Fully welded bowl
- 3 Welded sockets
- 4 Stainless legs
- 5 Rails
- 6 Adjustable feet
- 7 Waste outlet

DIMENSIONS

- 150 mm (high), 40 mm (deep)
- 67 ltr capacity
- 1.2 mm
- Ø 42.5 mm
- Ø 32 mm
- up to 35 mm (max)
- 90 mm (diameter)



Can accommodate an under bench dishwasher of up to 850 x 580 x 550 mm (HxLxD).



It is important that your stainless steel is kept clean to extend the lifetime of the product.



Brisbane • Sydney • Melbourne • Hobart • Adelaide • Perth • Auckland

For more info please contact your nearest Brayco Branch 1300 272 926 | brayco.com.au