

# PREMIUM SPLASHBACK BENCH 610mm DEEP



This 610 mm splashback range is modular to the Brayco 610 mm deep sinks, benches and cabinets.

## 610 SERIES PREMIUM SPLASHBACK BENCH

### Overall Dimensions:

1600 (w) x 610 (d) x 1050 mm (h)

**Splashback Height:** 150 mm

### Loading Capacity:

Top: 260 kg, Undershelf: 100 kg

### Shipping Dimensions:

1650 (w) x 655 (d) x 245 mm (h)

**Shipping Weight:** 34.6 kg

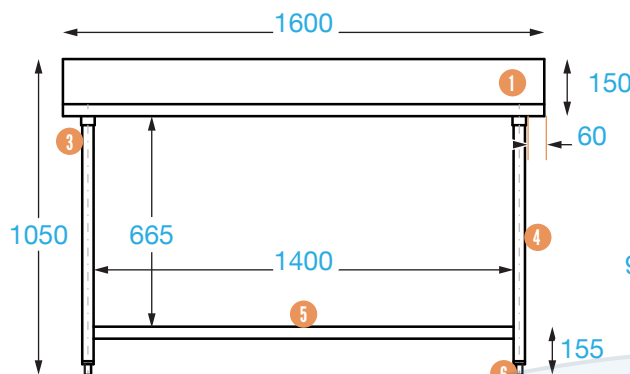
### Material:

Top: 1.2 mm 304 stainless steel

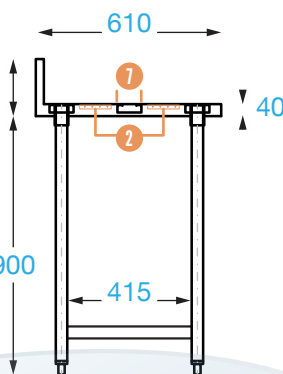
Shelf: 430 grade stainless steel

Legs: 201 grade stainless steel

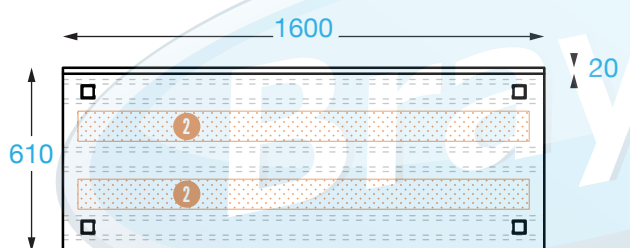
FRONT



SIDE



TOP



**PRODUCT CODE:** P1600



Brayco Stainless Steel is made from 95% recycled materials

### FEATURES AND BENEFITS

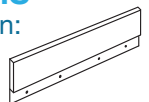
- Fixed Undershelf.
- High Grade Stainless Steel.
- Supplied Flat Pack: Simple assembly required.
- **Construction:** Our units are fully stainless steel with square legs & fixed undershelf. **STRONG.**
- **Built quiet:** Bench top underside is lined with a polymer layer to reduce noise.
- **Strong:** Extra support bar under bench top for added strength.
- **Adjustable Feet:** Supplied attached to leg.

### COMPONENTS

- |   |                      |                             |
|---|----------------------|-----------------------------|
| 1 | Splashback           | 150 mm (high), 20 mm (deep) |
| 2 | Noise dampening pads | Reduces noise               |
| 3 | Welded sockets       | 2 mm                        |
| 4 | Stainless legs       | 40 x 40 mm                  |
| 5 | Undershelf           | 1.2 mm stainless steel      |
| 6 | Adjustable feet      | Adjustable up to 20 mm      |
| 7 | Support bar          |                             |

### ADDITIONAL ITEMS

- **Splashback Extension:** Convert your bench to a corner unit.
- **Lockable Drawers:** Add a unit with 1 or 2 lockable drawers.



It is important that your stainless steel is kept clean to extend the lifetime of the product.



**Brisbane • Sydney • Melbourne • Hobart • Adelaide • Perth • Auckland**  
For more info please contact your nearest Brayco Branch 1300 272 926 | [brayco.com.au](http://brayco.com.au)

Whilst all care has been taken when compiling this information, designs & dimensions shown are indicative only and should not be relied upon without prior approval.  
Brayco reserves the right to make changes without notice.