

# WALL MOUNTED HAND BASIN



## HAND BASIN

### Overall Dimensions:

430 (w) x 380 (d) x 200 mm (h)

**Splashback Height:** 50 mm

### Bowl Size:

350 (w) x 250 (d) x 150 mm (h)

**Capacity:** 13 L

### Shipping Dimensions:

480 (w) x 440 (d) x 200 mm (h)

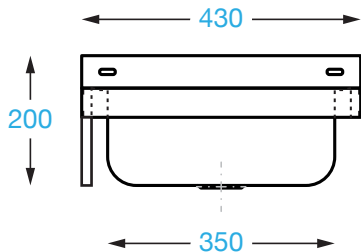
**Shipping Weight:** 4.2 kg

**Material:** 2 mm food-grade 304 stainless steel on the top.

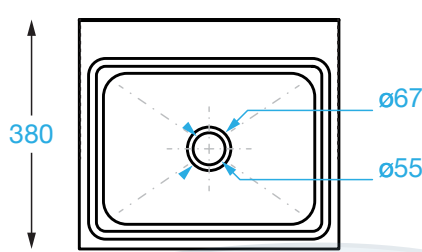
**PRODUCT CODE:** HB

 Brayco Stainless Steel is made from 95% recycled materials

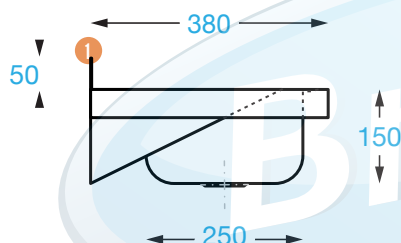
FRONT



TOP



SIDE



## FEATURES AND BENEFITS

- Wall Mounted
- **Construction:** Our units are fully stainless steel. Very sturdy.
- **Bowl:** Fully welded for strength and superior durability.
- **Tap Location:** Untapped to allow for universal plumbing as required.
- Sink Drainer Included

### COMPONENTS

- 1 Splashback
- 2 Fully welded bowls

### DIMENSIONS

- 50 mm  
13 ltr capacity



These products are compliant with all applicable Australian health department regulations.



It is important that your stainless steel is kept clean to extend the lifetime of the product.



Brisbane • Sydney • Melbourne • Hobart • Adelaide • Perth • Auckland  
For more info please contact your nearest Brayco Branch 1300 272 926 | [brayco.com.au](http://brayco.com.au)

Whilst all care has been taken when compiling this information, designs & dimensions shown are indicative only and should not be relied upon without prior approval. Brayco reserves the right to make changes without notice.