

# DOUBLE SINK WITH RIGHT HAND BENCH



This 700 mm sink range is modular to the Brayco 700 mm deep cabinets and splashback benches.



## 700 SERIES SINK

### Overall Dimensions:

1700 (w) x 700 (d) x 1050 mm (h)

### Bowl Size:

400 (w) x 450 (d) x 300 mm (h) each

**Capacity:** 54 L each

**Shipping Weight:** 35.1 kg

### Shipping Dimensions:

Sink: 1700 (w) x 700 (d) x 460 mm (h)

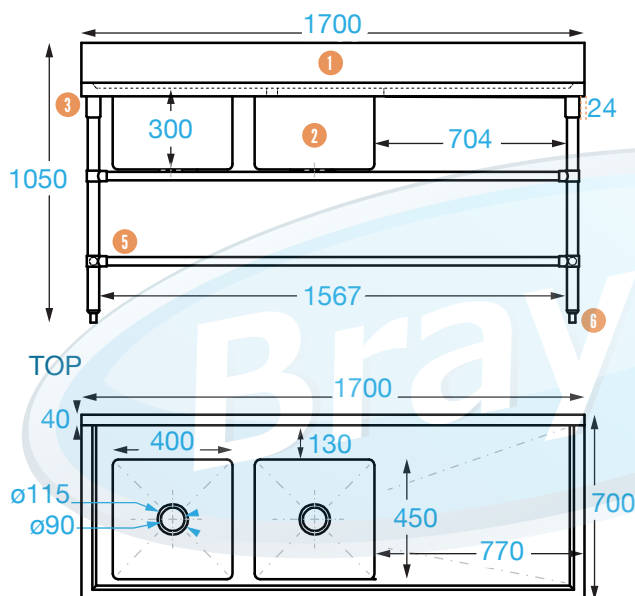
Legs: 1570 (w) x 170 (d) x 1000 mm (h)

### Material:

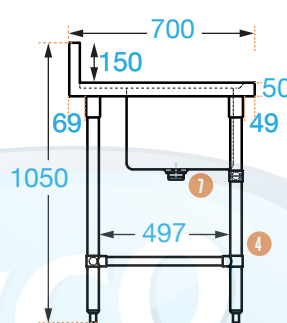
Top: 1.2 mm 304 grade stainless steel

Legs: 201 grade 42.5 mm diameter stainless steel

FRONT



SIDE



**PRODUCT CODE:** DSR17



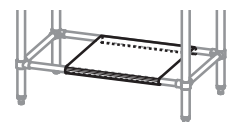
Brayco Stainless Steel is made from 95% recycled materials

### FEATURES AND BENEFITS

- Sink drainer Included.
- **Construction:** Our units are fully stainless steel. Very sturdy.
- **Bowl:** Fully welded for strength and superior durability.
- **Tap Location:** Untapped to allow for universal plumbing as required.
- **Bar work:** Fully adjustable to accommodate glass or dishwasher, shelf etc.
- **Supplied Flat Packed:** Simple assembly, instructions included.

### OPTIONS

- **Splashback Extension:** Convert your sink to a corner unit.
- **Under-sink shelf:** 650 mm long stainless steel shelf.



**Code:** SHELFSSINK700

### COMPONENTS

- 1 Splashback
- 2 Fully welded bowls
- 3 Welded sockets
- 4 Stainless legs
- 5 Rails (back, front & side)
- 6 Adjustable feet
- 8 Waste outlet

### DIMENSIONS

- 150 mm (high), 40 mm (deep)
- 54 ltr capacity
- 1.2 mm
- Ø 42.5 mm
- Ø 32 mm
- up to 35 mm (max)
- 90 mm (diameter)



Can accommodate an under bench dishwasher of up to 850 x 580 x 550 mm (HxLxD).



It is important that your stainless steel is kept clean to extend the lifetime of the product.



**Brisbane • Sydney • Melbourne • Hobart • Adelaide • Perth • Auckland**  
For more info please contact your nearest Brayco Branch 1300 272 926 | [brayco.com.au](http://brayco.com.au)