

UNDER BENCH DRAWER - DOUBLE



DOUBLE DRAWER

Overall Dimensions:

520 (w) x 450 (d) x 365 mm (h)


Shipping Dimensions:

580 (w) x 560 (d) x 480 mm (h)

Shipping Weight: 18 kg

Material: 430 grade stainless steel

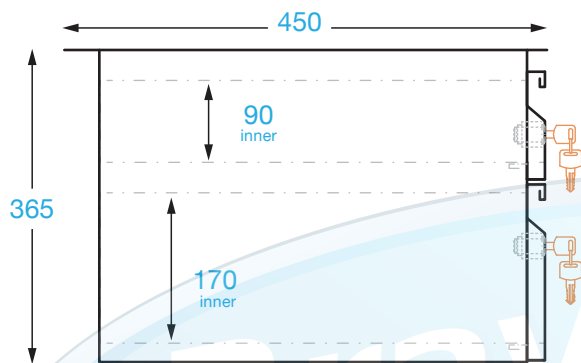
PRODUCT CODE: DRD2

 Brayco Stainless Steel is made from 95% recycled materials

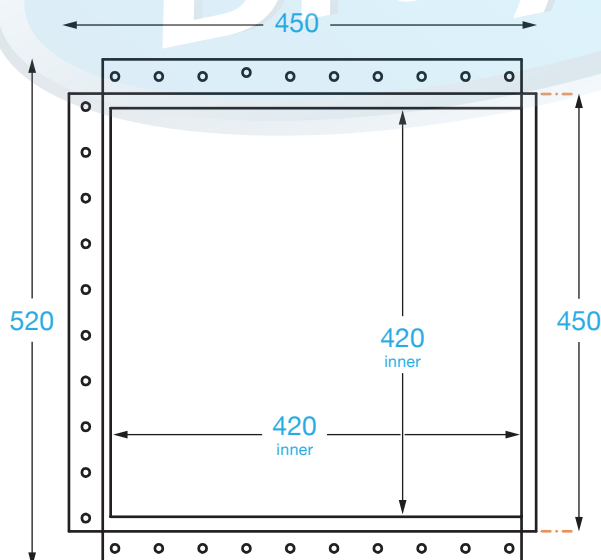
FEATURES AND BENEFITS

- Shallow drawer and a deep drawer.
- Both drawers on strong steel runners.
- Self tapping tek screws supplied.
- Internal Top Draw 420 x 420 x 90 mm.
- Internal Bottom Draw 420 x 420 x 170 mm.
- Tek-screw a drawer unit to a Brayco bench for a quick, cost-effective storage solution.
- Extra bracket available for deeper benches.
- Supplied fully assembled
- Lockable drawer. 2 keys supplied.

SIDE



TOP



It is important that your stainless steel is kept clean to extend the lifetime of the product.

PLEASE NOTE:

This drawer fits Brayco flat and splashback benches that are 610, 700, 762 or 914 mm deep AND that measure a minimum of 600 mm wide between the legs. For further confirmation on suitability, please check the information on the specific product on Brayco.com.au, or call 1300 272 926.



Brisbane • Sydney • Melbourne • Hobart • Adelaide • Perth • Auckland
For more info please contact your nearest Brayco Branch 1300 272 926 | brayco.com.au