

# SPLASHBACK EXTENSIONS



## SPLASHBACK EXTENSIONS


**Overall Dimensions:**

Please see below figures

**Splashback Height:** 150 mm

**Material:**

1.2 mm 304 grade stainless steel

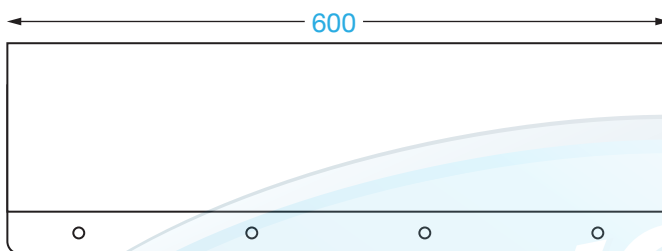
 Brayco Stainless Steel is made from 95% recycled materials

Ideal to create a corner unit on a splashback bench or to stop items falling over the back of your cabinet or flat bench.

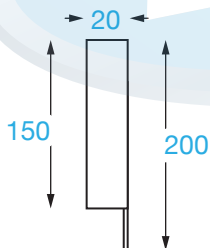
**PRODUCT CODE:** CSB600

Dimension (L x H x D): 600 x 150 x 20 mm

**FRONT**



**SIDE**




**FEATURES**

- 304 Grade Stainless Steel.
- Splashback Height: 150 mm.
- Can be glued or screwed in place.
- **NO SCREWS SUPPLIED.**  
Screw hole diameter: Ø 6 mm.  
Recommend screw length: Maximum 15 mm.
- Available in Other Sizes.

**OTHER SIZES**

	Dimension (L x H x D)
CSB700	660 x 150 x 40 mm
CSB610	590 x 150 x 20 mm
CSB900	900 x 150 x 20 mm
CSB1000	1000 x 150 x 20 mm

 These products are compliant with all applicable Australian health department regulations.

 It is important that your stainless steel is kept clean to extend the lifetime of the product.



**Brisbane • Sydney • Melbourne • Hobart • Adelaide • Perth • Auckland**  
For more info please contact your nearest Brayco Branch 1300 272 926 | [brayco.com.au](http://brayco.com.au)

Whilst all care has been taken when compiling this information, designs & dimensions shown are indicative only and should not be relied upon without prior approval. Brayco reserves the right to make changes without notice.