

SPLASHBACK BENCH 700mm DEEP



700 SERIES SPLASHBACK BENCH

Overall Dimensions:

600 (w) x 700 (d) x 900 mm (h)

Splashback Height: 150 mm

Loading Capacity:

Top: 200 kg, Undershelf: 60 kg

Shipping Dimensions:

Bench: 630 (w) x 720 (d) x 225 mm (h)

Legs: 880 (w) x 90 (d) x 45 mm (h) x 2

Shipping Weight: 14.7 kg

Material:

Top: 1.2 mm 304 stainless steel

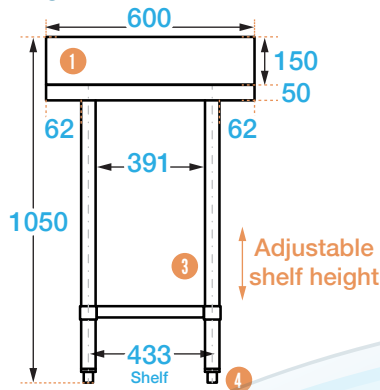
Undershelf: 1.2 mm galvanised steel

Legs: 410 grade 42.5 mm diameter stainless steel

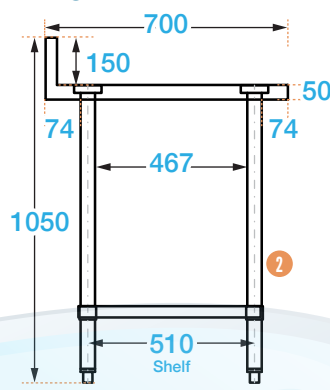


This 700 mm splashback bench range is modular to the Brayco 700 mm deep sink and cabinet.

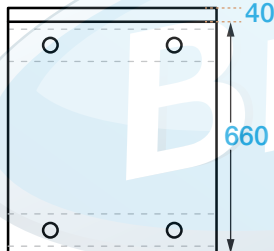
FRONT



SIDE



TOP



COMPONENTS

- 1 Splashback
150 mm (high), 40 mm (deep)
- 2 Legs
Ø 42.5 mm
- 3 Undershelf
1.2 mm (adjustable height)
- 4 Adjustable feet
Feet adjust up to 18 mm

LEG UPGRADES

- 201 Grade Stainless Legs & Feet:
For extremely salty or chemical conditions. Feet adjust up to 38 mm.
- 410 Grade Stainless Legs & Lockable Castors
- 201 Grade Stainless Legs & Lockable Castors: For extremely salty or chemical conditions.
- 410 Grade Stainless Steel Legs & Screw Down Feet:
Adjustable up to 20 mm.
- 201 Grade Stainless Steel Legs & Screw Down Feet:
Adjustable up to 20 mm.

PRODUCT CODE: 6070SP



Brayco Stainless Steel is made from 95% recycled materials

FEATURES AND BENEFITS

- Adjustable Height Undershelf.
- High Grade Stainless Steel.
- Supplied Flat Pack: Simple assembly required.
- Construction: Our units are fully stainless steel with round legs.
- Adjustable Feet: Supplied attached to leg. See additional items below for upgrade options.

ADDITIONAL ITEMS

- 430 Grade Stainless Undershelf:
For extremely salty or chemical conditions.

- Overshelves:
2 tier overshelves sit on top of bench.

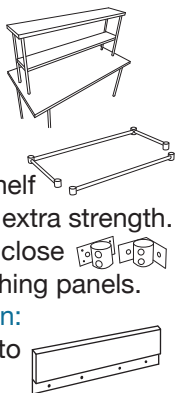
- Leg Brace Rail Kit:
Remove the undershelf and add a rail kit for extra strength.

- Leg attachments: Enclose your bench by attaching panels.

- Splashback Extension:
Convert your bench to a corner unit.

Code: CSB700

- Extra shelves also available



It is important that your stainless steel is kept clean to extend the lifetime of the product.



Brisbane • Sydney • Melbourne • Hobart • Adelaide • Perth • Auckland

For more info please contact your nearest Brayco Branch 1300 272 926 | brayco.com.au