

FLAT BENCH 450mm DEEP



This 450 mm bench range is modular to the Brayco 450 mm deep sink (SSN450) and splashback bench.



450 SERIES FLAT BENCH

Overall Dimensions:

600 (w) x 450 (d) x 900 mm (h)

Loading Capacity:

Top: 200 kg, Undershelf: 60 kg

Shipping Dimensions:

640 (w) x 600 (d) x 105 mm (h)

Shipping Weight: 13.6 kg

Material:

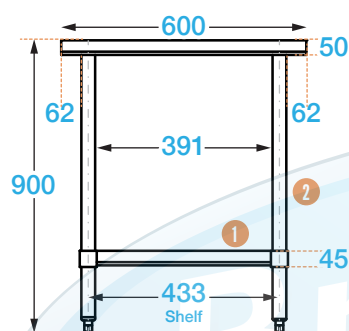
Top: 1.2 mm 304 grade stainless steel

Undershelf: 1.2 mm galvanised steel

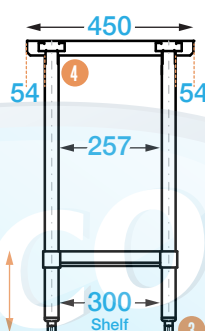
Legs: 410 grade 42.5 mm diameter

Feet: stainless steel

FRONT



SIDE



Adjustable
shelf height

COMPONENTS

- 1 Galvanised undershelf
1.2 mm (height adjustable)
- 2 Stainless steel legs
Ø 42.5 mm
- 3 Adjustable feet
Adjustable up to 18 mm
- 4 Welded sockets
1.2 mm

LEG UPGRADES

- 201 Grade Stainless Legs & Feet:
For extremely salty or chemical conditions. Feet adjust up to 38 mm.
- 410 Grade Stainless Legs & Lockable Castors
- 201 Grade Stainless Legs & Lockable Castors: For extremely salty or chemical conditions.
- 410 Grade Stainless Steel Legs & Screw Down Feet: Adjustable up to 20 mm.
- 201 Grade Stainless Steel Legs & Screw Down Feet: Adjustable up to 20 mm.

PRODUCT CODE: 6045



Brayco Stainless Steel is made from 95% recycled materials

FEATURES AND BENEFITS

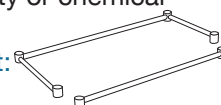
- Adjustable Height Undershelf.
- High Grade Stainless Steel.
- Supplied Flat Pack: Simple assembly required.
- Construction: Our units are fully stainless steel with round legs and galvanised undershelf.
- Adjustable Feet: Supplied attached to leg. See additional items below for upgrade options.

ADDITIONAL ITEMS

- 430 Grade Stainless Undershelf:
For extremely salty or chemical conditions.

- Leg Brace Rail Kit: Remove the undershelf and add a rail kit for extra strength. Allows for extra storage such as a dishwasher, washing machine, etc.

- Leg attachments: Enclose your bench by attaching panels.
- Overshelves: 2 tier overshelves sit on top of bench.
- Extra shelves also available



It is important that your stainless steel is kept clean to extend the lifetime of the product.



Brisbane • Sydney • Melbourne • Hobart • Adelaide • Perth • Auckland

For more info please contact your nearest Brayco Branch 1300 272 926 | brayco.com.au