

SPLASHBACK BENCH 610mm DEEP



610 SERIES SPLASHBACK BENCH

Overall Dimensions:

300 (w) x 610 (d) x 900 mm (h)

Splashback Height: 150 mm

Loading Capacity:

Top: 200kg, Undershelf: 30kg

Shipping Dimensions:

Bench: 345 (w) x 655 (d) x 250mm (h)

Legs: 880 (w) x 90 (d) x 45mm (h)

Shipping Weight: 10.3kg

Material:

Top: 1.2 mm 304 stainless steel

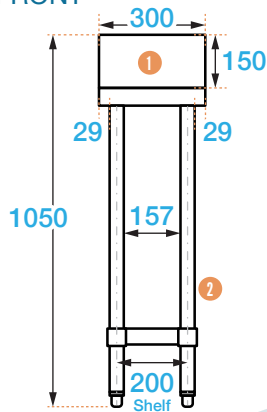
Undershelf: 1.2 mm galvanised steel

Legs: 410 grade stainless steel

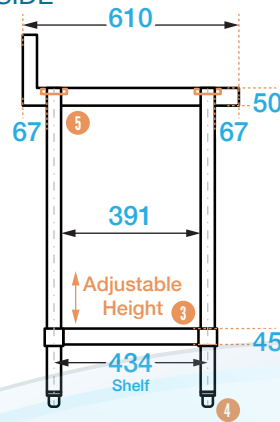


This 610 mm splashback bench range is modular to the Brayco 610 mm deep flat benches and cabinet.

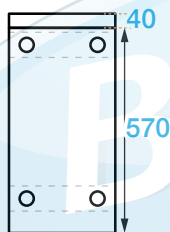
FRONT



SIDE



TOP



COMPONENTS

- 1 Splashback 150 mm (high), 40 mm (deep)
- 2 Legs Ø 42.5 mm
- 3 Undershelf 1.2 mm, (adjustable height)
- 4 Adjustable feet Adjust up to 18 mm
- 5 Welded socket 1.2 mm

LEG UPGRADES

- 201 Grade Stainless Legs & Feet: For extremely salty or chemical conditions. Adjustable up to 38 mm.
- 410 Grade Stainless Legs & Lockable Castors
- 201 Grade Stainless Legs & Lockable Castors: For extremely salty or chemical conditions.
- 410 Grade Stainless Steel Legs & Screw Down Feet: Adjustable up to 20 mm.
- 201 Grade Stainless Steel Legs & Screw Down Feet: For extremely salty or chemical conditions. Adjustable up to 20 mm.



It is important that your stainless steel is kept clean to extend the lifetime of the product.

PRODUCT CODE: 3061SP



Brayco Stainless Steel is made from 95% recycled materials

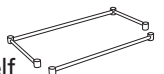
FEATURES AND BENEFITS

- Adjustable Height Undershelf.
- High Grade Stainless Steel Top.
- Supplied Flat Pack: Simple assembly required.
- Construction: Our units are fully stainless steel with round legs.
- Adjustable Feet: Supplied attached to leg. See additional items below for upgrade options.

ADDITIONAL ITEMS

- 430 Grade Stainless Undershelf: For extremely salty or chemical conditions.

- Leg Brace Rail Kit: Remove the undershelf and add a rail kit for extra strength.
- Leg attachments: Enclose your bench by attaching panels.
- Extra shelves also available



Brisbane • Sydney • Melbourne • Hobart • Adelaide • Perth • Auckland

For more info please contact your nearest Brayco Branch 1300 272 926 | brayco.com.au