

FLAT BENCH 762mm DEEP



762 SERIES FLAT BENCH

Overall Dimensions:

726 (w) x 726 (d) x 900 mm (h)

Loading Capacity:

Top: 200 kg, Undershelf: 100 kg

Shipping Dimensions:

900 (w) x 810 (d) x 150 mm (h)

Shipping Weight: 26 kg

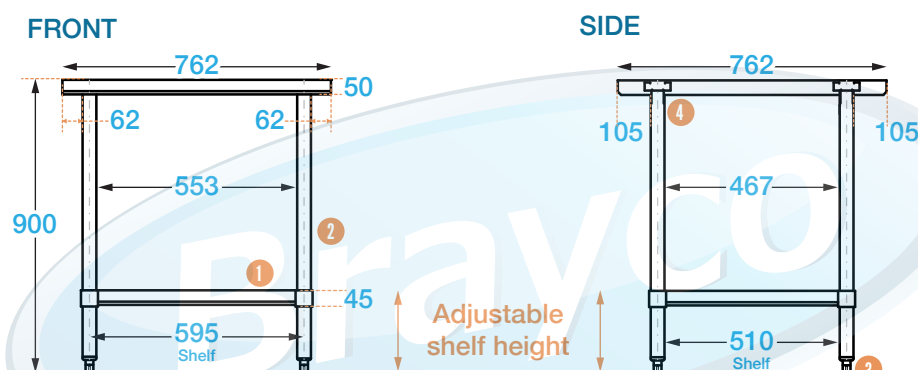
Material:

Top: 1.2 mm 304 grade stainless steel

Undershelf: 1.2 mm galvanised steel

Legs: 410 grade 42.5 mm diameter

Feet: stainless steel



PRODUCT CODE: 3030

Brayco Stainless Steel is made from 95% recycled materials

FEATURES AND BENEFITS

- Adjustable Height Undershelf.
- High Grade Stainless Steel.
- Supplied Flat Pack: Simple assembly required.
- **Construction:** Our units are fully stainless steel with round legs and galvanised undershelf.
- **Adjustable Feet:** Supplied attached to leg. See additional items below for upgrade options.

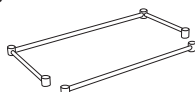



COMPONENTS

- 1 Galvanised undershelf
1.2 mm (height adjustable)
- 2 Stainless steel legs
Ø 42.5 mm
- 3 Adjustable feet
Adjustable up to 18 mm
- 4 Welded sockets
1.2 mm

LEG UPGRADES

- **201 Grade Stainless Legs & Feet:** For extremely salty or chemical conditions. Feet adjust up to 38 mm.
- **410 Grade Stainless Legs & Lockable Castors**
- **201 Grade Stainless Legs & Lockable Castors:** For extremely salty or chemical conditions.
- **410 Grade Stainless Steel Legs & Screw Down Feet:** Adjustable up to 20 mm.
- **201 Grade Stainless Steel Legs & Screw Down Feet:** Adjustable up to 20 mm.

ADDITIONAL ITEMS

- **430 Grade Stainless Undershelf:** For extremely salty or chemical conditions.
- **Leg Brace Rail Kit:** Remove the undershelf and add a rail kit for extra strength. Allows for extra storage such as a dishwasher, washing machine, etc. 
- **Lockable Drawers:** Add a unit with 1 or 2 lockable drawers. 
- **Leg attachments:** Enclose your bench by attaching panels. 
- **Overshelves:** 2 tier overshelves sit on top of bench.
- **Extra shelves also available** 



It is important that your stainless steel is kept clean to extend the lifetime of the product.



Brisbane • Sydney • Melbourne • Hobart • Adelaide • Perth • Auckland

For more info please contact your nearest Brayco Branch 1300 272 926 | brayco.com.au