

# FLAT BENCH 610mm DEEP



## 610 SERIES FLAT BENCH

### Overall Dimensions:

1524 (w) x 610 (d) x 900 mm (h)

### Loading Capacity:

Top: 260 kg, Undershelf: 100 kg

### Shipping Dimensions:

1550 (w) x 740 (d) x 150 mm (h)

### Shipping Weight: 39 kg

### Material:

Top: 1.2 mm 304 grade stainless steel


Undershelf: 1.2 mm galvanised steel

Legs: 410 grade 42.5 mm diameter

Feet: stainless steel

This 610 mm bench range is modular to the Brayco 610 mm deep sinks and splashback benches.

**PRODUCT CODE:** 2460

 Brayco Stainless Steel is made from 95% recycled materials

### FEATURES AND BENEFITS

- Adjustable Height Undershelf.
- High Grade Stainless Steel.
- Supplied Flat Pack: Simple assembly required.
- Construction: Our units are fully stainless steel with round legs and galvanised undershelf.
- Adjustable Feet: Supplied attached to leg. See additional items below for upgrade options.

### ADDITIONAL ITEMS

- 430 Grade Stainless Undershelf: For extremely salty or chemical conditions.

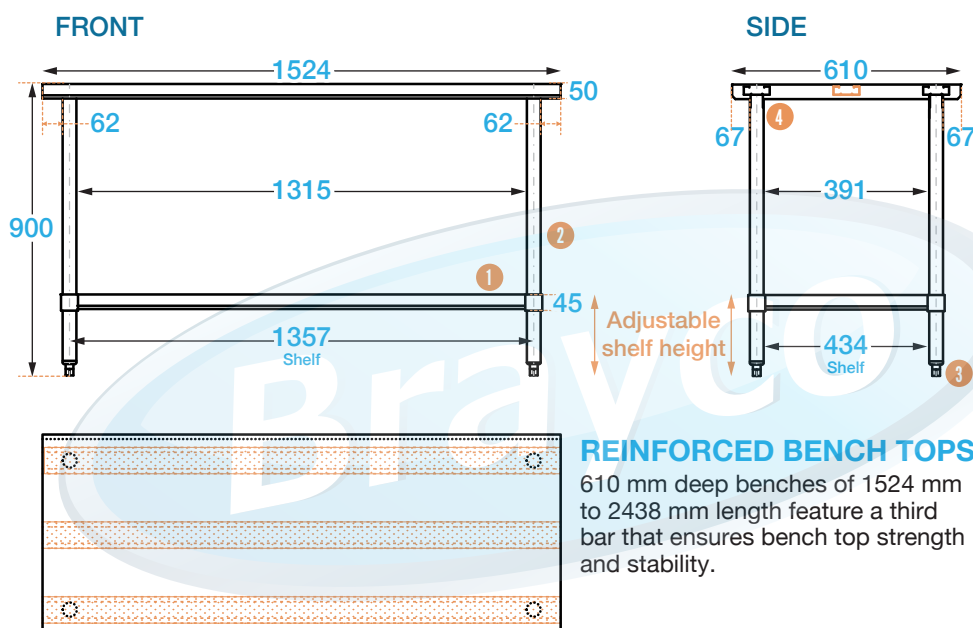
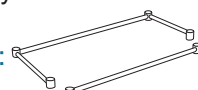
- Leg Brace Rail Kit: Remove the undershelf and add a rail kit for extra strength. Allows for extra storage such as a dishwasher, washing machine, etc.

- Lockable Drawers: Add a unit with 1 or 2 lockable drawers.

- Leg attachments: Enclose your bench by attaching panels.

- Overshelves: 2 tier overshelves sit on top of bench.

- Extra shelves also available



### REINFORCED BENCH TOPS

610 mm deep benches of 1524 mm to 2438 mm length feature a third bar that ensures bench top strength and stability.

### COMPONENTS

- 1 Galvanised undershelf  
1.2 mm (height adjustable)
- 2 Stainless steel legs  
Ø 42.5 mm
- 3 Adjustable feet  
Adjustable up to 18 mm
- 4 Welded sockets  
1.2 mm



It is important that your stainless steel is kept clean to extend the lifetime of the product.

### LEG UPGRADES

- 201 Grade Stainless Legs & Feet: For extremely salty or chemical conditions. Feet adjust up to 38 mm.
- 410 Grade Stainless Legs & Lockable Castors
- 201 Grade Stainless Legs & Lockable Castors: For extremely salty or chemical conditions.
- 410 Grade Stainless Steel Legs & Screw Down Feet: Adjustable up to 20 mm.
- 201 Grade Stainless Steel Legs & Screw Down Feet: Adjustable up to 20 mm.



Brisbane • Sydney • Melbourne • Hobart • Adelaide • Perth • Auckland

For more info please contact your nearest Brayco Branch 1300 272 926 | [brayco.com.au](http://brayco.com.au)