

# FLAT BENCH 610mm DEEP



This 610 mm bench range is modular to the Brayco 610 mm deep sinks and splashback benches.



This bench is shown with castors - See Leg Upgrades Below



## 610 SERIES FLAT BENCH

### Overall Dimensions:

914 (w) x 610 (d) x 900 mm (h)

### Loading Capacity:

Top: 200 kg, Undershelf: 100 kg

### Shipping Dimensions:

950 (w) x 740 (d) x 150 mm (h)

### Shipping Weight: 27 kg

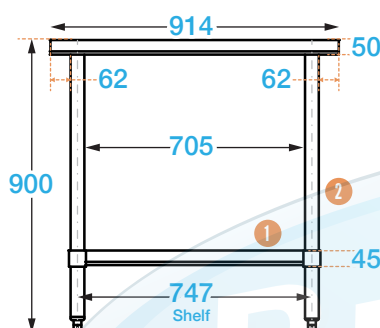
### Material:

Top: 1.2 mm 304 grade stainless steel

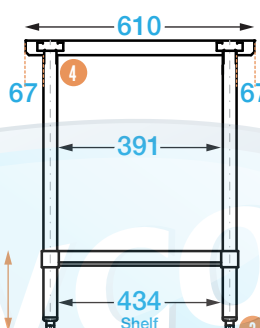
Undershelf: 1.2 mm galvanised steel

Legs: 410 grade 42.5 mm diameter  
Feet: stainless steel

### FRONT



### SIDE



Adjustable shelf height

### COMPONENTS

- ① Galvanised undershelf  
1.2 mm (height adjustable)
- ② Stainless steel legs  
Ø 42.5 mm
- ③ Adjustable feet  
Adjustable up to 18 mm
- ④ Welded sockets  
1.2 mm

### LEG UPGRADES

- 201 Grade Stainless Legs & Feet:  
For extremely salty or chemical conditions. Feet adjust up to 38 mm.
- 410 Grade Stainless Legs & Lockable Castors
- 201 Grade Stainless Legs & Lockable Castors: For extremely salty or chemical conditions.
- 410 Grade Stainless Steel Legs & Screw Down Feet:  
Adjustable up to 20 mm.
- 201 Grade Stainless Steel Legs & Screw Down Feet:  
Adjustable up to 20 mm.

### PRODUCT CODE: 2436



Brayco Stainless Steel is made from 95% recycled materials

### FEATURES AND BENEFITS

- Adjustable Height Undershelf.
- High Grade Stainless Steel.
- Supplied Flat Pack: Simple assembly required.
- Construction: Our units are fully stainless steel with round legs and galvanised undershelf.
- Adjustable Feet: Supplied attached to leg. See additional items below for upgrade options.

### ADDITIONAL ITEMS

- 430 Grade Stainless Undershelf:  
For extremely salty or chemical conditions.

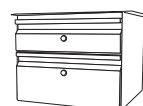
- Leg Brace Rail Kit: Remove the undershelf and add a rail kit for extra strength. Allows for extra storage such as a dishwasher, washing machine, etc.

- Lockable Drawers: Add a unit with 1 or 2 lockable drawers.

- Leg attachments: Enclose your bench by attaching panels.

- Overshelves: 2 tier overshelves sit on top of bench.

- Extra shelves also available



It is important that your stainless steel is kept clean to extend the lifetime of the product.



Brisbane • Sydney • Melbourne • Hobart • Adelaide • Perth • Auckland

For more info please contact your nearest Brayco Branch 1300 272 926 | [brayco.com.au](http://brayco.com.au)