

# SPLASHBACK BENCH 700mm DEEP



This 700 mm splashback bench range is modular to the Brayco 700 mm deep sink and cabinet.

## 700 SERIES SPLASHBACK BENCH

### Overall Dimensions:

2400 (w) x 700 (d) x 900 mm (h)

**Splashback Height:** 150 mm

### Loading Capacity:

Top: 380 kg, Undershelf: 100 kg

### Shipping Dimensions:

Bench: 2430 (w) x 720 (d) x 260 mm (h)

**Shipping Weight:** 78 kg


### Material:

Top: 1.2 mm 304 stainless steel

Undershelf: 1.2 mm galvanised steel

Legs: 410 grade 42.5 mm diameter stainless steel

**PRODUCT CODE:** 24070SP

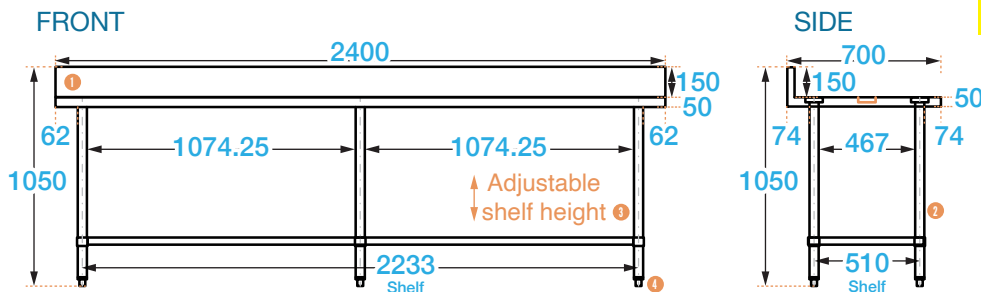
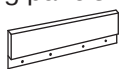
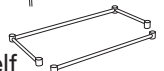
 Brayco Stainless Steel is made from 95% recycled materials

### FEATURES AND BENEFITS

- Adjustable Height Undershelf.
- High Grade Stainless Steel.
- Supplied Flat Pack: Simple assembly required.
- **Construction:** Our units are fully stainless steel with round legs.
- **Adjustable Feet:** Supplied attached to leg. See additional items below for upgrade options.

### ADDITIONAL ITEMS

- **430 Grade Stainless Undershelf:** For extremely salty or chemical conditions.
- **Overshelves:** 2 tier overshelves sit on top of bench.
- **Leg Brace Rail Kit:** Remove the undershelf and add a rail kit for extra strength.
- **Leg attachments:** Enclose your bench by attaching panels.
- **Splashback Extension:** Convert your bench to a corner unit. **Code:** CSB700
- **Lockable Drawers:** Add a unit with 1 or 2 lockable drawers.
- **Extra shelves available**



### TOP



### COMPONENTS

- |   |                 |                             |
|---|-----------------|-----------------------------|
| ① | Splashback      | 150 mm (high), 40 mm (deep) |
| ② | Legs            | Ø 42.5 mm                   |
| ③ | Undershelf      | 1.2 mm (adjustable height)  |
| ④ | Adjustable feet | Feet adjust up to 18 mm     |

### LEG UPGRADES

- **201 Grade Stainless Legs & Feet:** For extremely salty or chemical conditions. Feet adjust up to 38 mm.
- **410 Grade Stainless Legs & Lockable Castors**
- **201 Grade Stainless Legs & Lockable Castors:** For extremely salty or chemical conditions.
- **410 Grade Stainless Steel Legs & Screw Down Feet:** Adjustable up to 20 mm.
- **201 Grade Stainless Steel Legs & Screw Down Feet:** Adjustable up to 20 mm.



It is important that your stainless steel is kept clean to extend the lifetime of the product.



**Brisbane • Sydney • Melbourne • Hobart • Adelaide • Perth • Auckland**

For more info please contact your nearest Brayco Branch 1300 272 926 | [brayco.com.au](http://brayco.com.au)