


SPLASHBACK BENCH 450mm DEEP



 This 450 mm bench range is modular to the Brayco 450mm deep sink (SSN450) and splashback bench.

450 SERIES SPLASHBACK BENCH

Overall Dimensions:

1800 (w) x 450 (d) x 900 mm (h)

Splashback Height: 150 mm

Loading Capacity:

Top: 200 kg, Undershelf: 60 kg

Shipping Weight: 45 kg

Shipping Dimensions:

1840 (w) x 500 (d) x 150 mm (h)

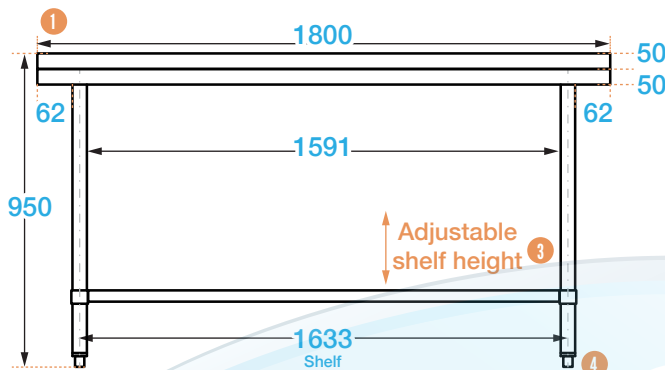
Material:

Top: 1.2 mm 304 grade stainless steel

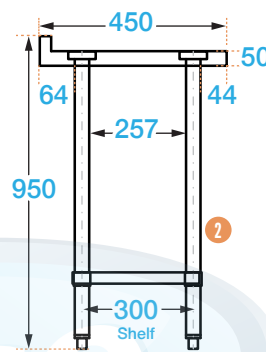
Undershelf: 1.2 mm galvanised steel

Legs: 410 grade 42.5 mm diameter stainless steel

FRONT



SIDE



TOP



COMPONENTS

- | | |
|-------------------|----------------------------|
| ① Splashback | 50 mm (high), 40 mm (deep) |
| ② Legs | Ø 42.5 mm |
| ③ Undershelf | 1.5 mm (adjustable height) |
| ④ Adjustable feet | Adjustable up to 18 mm |

LEGS UPGRADE

- 430 Grade Stainless Undershelf: For extremely salty or chemical conditions.
- 201 Grade Stainless Legs & Feet: For extremely salty or chemical conditions. Feet adjust up to 38 mm.
- 410 Grade Stainless Legs & Lockable Castors
- 201 Grade Stainless Legs & Lockable Castors: For extremely salty or chemical conditions.
- 410 Grade Stainless Steel Legs & Screw Down Feet: Adjustable up to 20 mm.
- 201 Grade Stainless Steel Legs & Screw Down Feet: Adjustable up to 20 mm.



It is important that your stainless steel is kept clean to extend the lifetime of the product.

PRODUCT CODE: 18045SP



Brayco Stainless Steel is made from 95% recycled materials

FEATURES AND BENEFITS

- Adjustable Height Undershelf.
- High Grade Stainless Steel.
- Supplied Flat Pack: Simple assembly required.
- **Construction:** Our bench tops and legs are fully stainless steel with round legs and a galvanised undershelf.
- **Built strong:** Our benches feature 1.2 mm thick 304 grade stainless steel which is 20% thicker than some benches on the market.
- **Splashback:** 50 mm high.
- **Adjustable Feet:** Supplied attached to legs.



Brisbane • Sydney • Melbourne • Hobart • Adelaide • Perth • Auckland
For more info please contact your nearest Brayco Branch 1300 272 926 | brayco.com.au

Whilst all care has been taken when compiling this information, designs & dimensions shown are indicative only and should not be relied upon without prior approval. Brayco reserves the right to make changes without notice.