

FLAT BENCH 450mm DEEP



This 450 mm bench range is modular to the Brayco 450 mm deep sink (SSN450) and splashback bench.



450 SERIES FLAT BENCH

Overall Dimensions:

1500 (w) x 450 (d) x 900 mm (h)

Loading Capacity:

Top: 200 kg, Undershelf: 60 kg

Shipping Dimensions:

1540 (w) x 490 (d) x 95 mm (h)

Shipping Weight: 24.5 kg

Material:

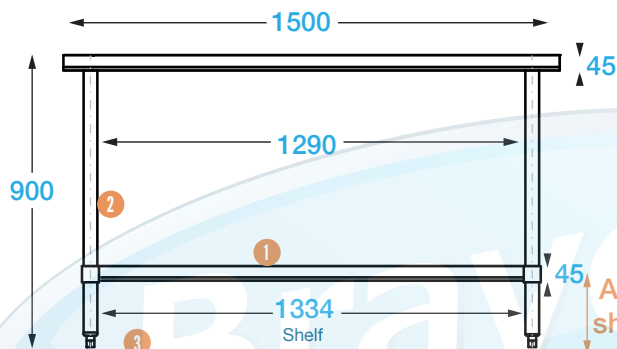
Top: 1.2 mm 304 grade stainless steel

Undershelf: 1.2 mm galvanised steel

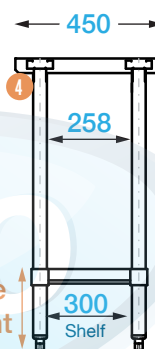
Legs: 410 grade 42 mm diameter

Feet: stainless steel

FRONT



SIDE



PRODUCT CODE: 15045



Brayco Stainless Steel is made from 95% recycled materials

FEATURES AND BENEFITS

- Adjustable Height Undershelf.
- High Grade Stainless Steel.
- Supplied Flat Pack: Simple assembly required.
- **Construction:** Our units are fully stainless steel with round legs and galvanised undershelf.
- **Adjustable Feet:** Supplied attached to leg. See additional items below for upgrade options.

COMPONENTS

- 1 Galvanised undershelf
1.2 mm (height adjustable)
- 2 Stainless steel legs
Ø 42 mm
- 3 Adjustable feet
Adjustable up to 18 mm
- 4 Welded sockets
1.2 mm

LEG UPGRADES

- **201 Grade Stainless Legs & Feet:**
For extremely salty or chemical conditions. Feet adjust up to 38 mm.
- **410 Grade Stainless Legs & Lockable Castors**
- **201 Grade Stainless Legs & Lockable Castors:**
For extremely salty or chemical conditions.
- **410 Grade Stainless Steel Legs & Screw Down Feet:**
Adjustable up to 20 mm.
- **201 Grade Stainless Steel Legs & Screw Down Feet:**
Adjustable up to 20 mm.



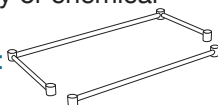
These products are compliant with all applicable Australian health department regulations.



It is important that your stainless steel is kept clean to extend the lifetime of the product.

ADDITIONAL ITEMS

- **430 Grade Stainless Undershelf:**
For extremely salty or chemical conditions.
- **Leg Brace Rail Kit:**
Remove the undershelf and add a rail kit for extra strength. Allows for extra storage such as a dishwasher, washing machine, etc.
- **Leg attachments:** Enclose your bench by attaching panels.
- **Overshelves:** 2 tier overshelves sit on top of bench.
- **Extra shelves also available**



Brisbane • Sydney • Melbourne • Hobart • Adelaide • Perth • Auckland
For more info please contact your nearest Brayco Branch 1300 272 926 | brayco.com.au