

SPLASHBACK BENCH 700mm DEEP



700 SERIES SPLASHBACK BENCH

Overall Dimensions:

1200 (w) x 700 (d) x 900 mm (h)

Splashback Height: 150 mm

Loading Capacity:

Top: 260 kg, Undershelf: 100 kg

Shipping Dimensions:

Bench: 1230 (w) x 720 (d) x 260 mm (h)

Shipping Weight: 38 kg

Material:

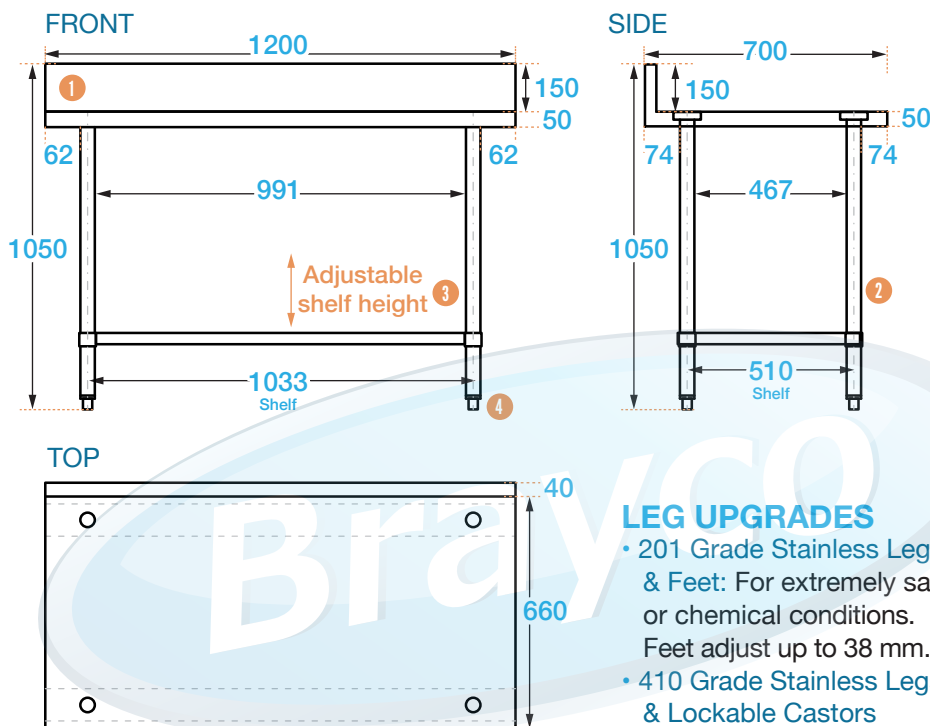
Top: 1.2 mm 304 stainless steel

Undershelf: 1.2 mm galvanised steel

Legs: 410 grade 42.5 mm diameter stainless steel



This 700 mm splashback bench range is modular to the Brayco 700 mm deep sink and cabinet.




COMPONENTS

- 1 Splashback
150 mm (high), 40 mm (deep)
- 2 Legs
Ø 42.5 mm
- 3 Undershelf
1.2 mm (adjustable height)
- 4 Adjustable feet
Feet adjust up to 18 mm

LEG UPGRADES

- 201 Grade Stainless Legs & Feet: For extremely salty or chemical conditions. Feet adjust up to 38 mm.
- 410 Grade Stainless Legs & Lockable Castors: For extremely salty or chemical conditions.
- 201 Grade Stainless Legs & Lockable Castors: For extremely salty or chemical conditions.
- 410 Grade Stainless Steel Legs & Screw Down Feet: Adjustable up to 20 mm.
- 201 Grade Stainless Steel Legs & Screw Down Feet: Adjustable up to 20 mm.

PRODUCT CODE: 12070SP

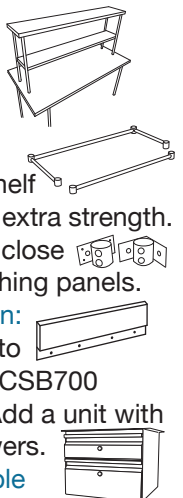
 Brayco Stainless Steel is made from 95% recycled materials

FEATURES AND BENEFITS

- Adjustable Height Undershelf.
- High Grade Stainless Steel.
- Supplied Flat Pack: Simple assembly required.
- Construction: Our units are fully stainless steel with round legs.
- Adjustable Feet: Supplied attached to leg. See additional items below for upgrade options.

ADDITIONAL ITEMS

- 430 Grade Stainless Undershelf: For extremely salty or chemical conditions.
- Overshelves: 2 tier overshelves sit on top of bench.
- Leg Brace Rail Kit: Remove the undershelf and add a rail kit for extra strength.
- Leg attachments: Enclose your bench by attaching panels.
- Splashback Extension: Convert your bench to a corner unit. Code: CSB700
- Lockable Drawers: Add a unit with 1 or 2 lockable drawers.
- Extra shelves available



It is important that your stainless steel is kept clean to extend the lifetime of the product.



Brisbane • Sydney • Melbourne • Hobart • Adelaide • Perth • Auckland
For more info please contact your nearest Brayco Branch 1300 272 926 | brayco.com.au

Whilst all care has been taken when compiling this information, designs & dimensions shown are indicative only and should not be relied upon without prior approval. Brayco reserves the right to make changes without notice.