

# SPLASHBACK BENCH 700mm DEEP



## 700 SERIES SPLASHBACK BENCH

### Overall Dimensions:

1000 (w) x 700 (d) x 900 mm (h)

**Splashback Height:** 150 mm

### Loading Capacity:

Top: 260 kg, Undershelf: 100 kg

### Shipping Dimensions:

Bench: 1050 (w) x 740 (d) x 250 mm (h)

Legs: 880 (w) x 90 (d) x 45 mm (h) x 2

**Shipping Weight:** 22.2 kg

### Material:

Top: 1.2 mm 304 stainless steel

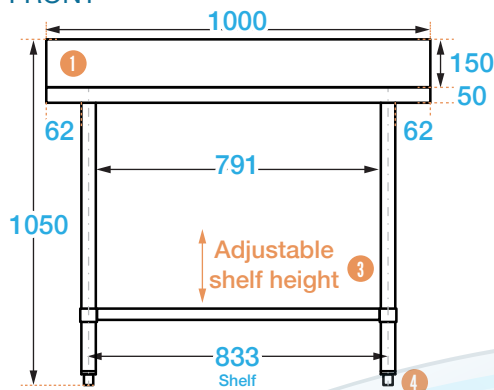
Undershelf: 1.2 mm galvanised steel

Legs: 410 grade 42.5 mm diameter stainless steel

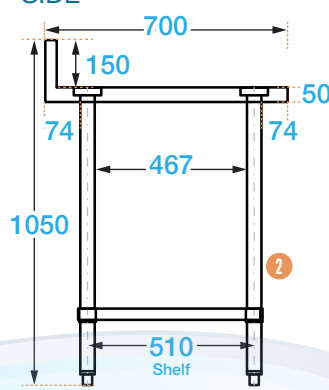


This 700 mm splashback bench range is modular to the Brayco 700 mm deep sink and cabinet.

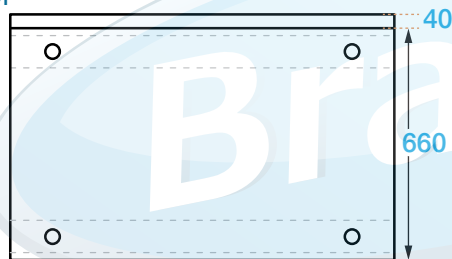
### FRONT



### SIDE



### TOP



### COMPONENTS

- 1 Splashback  
150 mm (high), 40 mm (deep)
- 2 Legs  
Ø 42.5 mm
- 3 Undershelf  
1.2 mm (adjustable height)
- 4 Adjustable feet  
Feet adjust up to 18 mm

### LEG UPGRADES

- 201 Grade Stainless Legs & Feet:  
For extremely salty or chemical conditions. Feet adjust up to 38 mm.
- 410 Grade Stainless Legs & Lockable Castors
- 201 Grade Stainless Legs & Lockable Castors: For extremely salty or chemical conditions.
- 410 Grade Stainless Steel Legs & Screw Down Feet:  
Adjustable up to 18 mm.
- 201 Grade Stainless Steel Legs & Screw Down Feet:  
Adjustable up to 20 mm.

**PRODUCT CODE:** 10070SP



Brayco Stainless Steel is made from 95% recycled materials

### FEATURES AND BENEFITS

- Adjustable Height Undershelf.
- High Grade Stainless Steel.
- Supplied Flat Pack: Simple assembly required.
- Construction: Our units are fully stainless steel with round legs.
- Adjustable Feet: Supplied attached to leg. See additional items below for upgrade options.

### ADDITIONAL ITEMS

- 430 Grade Stainless Undershelf:  
For extremely salty or chemical conditions.

- Overshelves:  
2 tier overshelves sit on top of bench.

- Leg Brace Rail Kit:  
Remove the undershelf and add a rail kit for extra strength.

- Leg attachments: Enclose your bench by attaching panels.

- Splashback Extension:  
Convert your bench to a corner unit. Code: CSB700

- Lockable Drawers: Add a unit with 1 or 2 lockable drawers.

- Extra shelves available



It is important that your stainless steel is kept clean to extend the lifetime of the product.



Brisbane • Sydney • Melbourne • Hobart • Adelaide • Perth • Auckland

For more info please contact your nearest Brayco Branch 1300 272 926 | [brayco.com.au](http://brayco.com.au)