



Stainless Steel
Established 2003

1300 272 926
brayco.com.au



BENCHES

from **\$134**

- From 300mm to 2438mm
- 5 depths
- Flat or splashback
- Many extras available



SINKS

from **\$469**

- 1, 2 or 3 bowls
 - Inset bowls
 - 450, 610 or 700mm deep
 - Rails or undershelves available
 - With benches or standalone
 - Now even more options!
- See page 8-9



CABINETS

from **\$379**

- Many sizes
- Drawer & sink options
- BBQ Cabinets
- Castors or feet



WALL MOUNTED SINKS

from **\$99**

- Knee operated
- Corner basin
- Handbasin
- Mop sinks



TAPS

from **\$34**

- Handsfree
- Kitchen mixers
- Spray & jet nozzles

15% THICKER
Compare the quality!



from **\$134**

CHROME / EPOXY

- 24 Sizes
- Extra shelves
- Thicker than competing units



from **\$69**

SHELVES

- Stainless steel
- Overbench units
- Pipe shelves
- Wall mounted
- NEW side panels



from **\$469**

PREMIUM COOLROOM SHELVES

- Strong
- Fits any space
- Aluminium frame - NO RUST
- Dishwasher safe
- 10 year warranty



from **\$144**

TROLLEYS

- Polypropylene
- Stainless steel
- 2 or 3-tier
- Add-on bins



KITCHENWARE

from **\$3.50**

- Stock pots
- Docket holders
- Gastronorm pans
- Bowls



450+
PRODUCTS
and growing!

Over 200,000 Benches Sold • Over 50,000 Sinks Sold • 100,000 Happy Customers

SCAN & VIEW
MORE ONLINE



BRISBANE • SYDNEY • MELBOURNE • HOBART • ADELAIDE • PERTH

Contents

Wall shelves Flat, pipe, corner	3
4-Tier Stainless Steel Shelf Unit	3
2-Tier Overshelves	3
Benches 450, 457, 610, 762, 914mm deep Folding benches Drawers for benches Upgrade your undershelf Leg attachments (enclose a bench) Leg brace rail kits (remove an undershelf & add a dishwasher, bin etc)	4 - 5
Splashback Benches 450, 610 and 700mm deep Splashback extensions Waste collection bench Lockable drawers Leg brace rail kits	6-7
Sinks 450, 610 & 700mm deep Sink shelves Splashback extensions Sink covers	8-9
Wall Mounted Sinks Handsfree, corner & mop sinks	9
Dishwasher Inlet & Outlet Benches 700mm deep benches 700mm deep sinks Dish racks	10
Taps Handsfree, mixer, pot filler, pre rinse units	11
Cabinets 610 & 700mm deep cabinets Coffeecart Drawer cabinets Wall cabinets Sink cabinets Splashback extensions Overshelves	12-13
Coolroom Shelving Plastic/aluminium shelving Epoxy shelving (page 16)	14 - 15
Chrome & Epoxy Shelving Shelving units Shelf dividers S-hooks	16 - 17
Trolleys Polypropylene or stainless steel Medical Add-on bins	18
Dunnage Racks	19
Kitchenware Bowls, docket holders, stock pots, gastronorm pans	19
The Brayco Story	20



Welcome to Brayco

Do you want to be the best in the business? We do. Of course 'the best' is subjective, so for us it means providing the highest quality stainless steel benches, sinks and shelves at low prices for great customers. Cast your eyes over the full range inside to spark inspiration for what will work for your commercial space. Brayco has been around for 20 years and we're still growing, but if you need further convincing that our most excellent products and service are for you, visit us in-store or give us a call 1300 272 926.

Why are you so much cheaper than your competitors?

Seriously, we are asked this question all the time. The answer is that we directly import from an enormous Chinese manufacturer. We sell direct to the customer. No distributors. No middlemen. Also, we keep overheads down and we price the products accordingly.

Do you deliver? Can I pick up? How much to freight it?

We deliver coast-to-coast around Australia but of course you are welcome to pick up from one of our 6 branches, or use your own courier. Give us a call and we can give you an accurate price to get your order to you quickly and without fuss.

Can you make up a bench to a specific size?

No, we don't manufacture to size. We stock a large variety of bench sizes and we are confident we can configure bench layout to fit most spaces. However, if you require 50 or more benches of a specific size, please call us to discuss.

Do you have everything in stock?

Yes, almost always. We believe that we have the largest stock of modular stainless steel products in the country. However, sometimes we get fooled by spikes in demand (this is a fancy way of saying that we either made a mistake or a customer ran us out of something). But we re-order quickly and can still get products to you faster than most local fabricators - and loads cheaper of course.

Need More Info?

We now have even more useful videos for assembly and information on Brayco products. Scan to view.



Did You Know?

Brayco's chrome and epoxy wire shelving is **15% thicker** compared to other competing brands.

Here are 4 factors that make selecting Brayco wire shelving a smart choice:

Increased Load Capacity

Brayco wire shelving supports heavier loads without sagging or bending.

Longer Lifespan

Thicker units are less likely to wear down or become misshapen over time.

More Stable

Thicker and stronger shelving has less risk of wobbling or shifting - crucial for maintaining the safety of stored items and preventing accidents.

Professional Appearance

Thicker wire shelving can give your storage area a more professional and organized appearance, perfect for spaces where aesthetics matter.

View the full range on page 16 & 17.



15% THICKER
Compare the quality!



Eco Friendly

Brayco Stainless Steel is made from 95% recycled materials.

Wall Shelves



450mm deep shelf
Code: SHSS9045

450mm corner shelf
Code: SHSSC45

Pipe Shelves

- Above sink drainage.
- Perfect to hang items from.
- Great for pots.



300mm Deep

Code	Length (mm)	PRICE*
PIPE6030	600	\$79
PIPE9030	900	\$89
PIPE12030	1200	\$109
PIPE15030	1500	\$129
PIPE18030	1800	\$159
PIPE20030	2000	\$189
PIPE24030	2400	\$209

450mm Deep

Code	Length (mm)	PRICE*
PIPE6045	600	\$99
PIPE9045	900	\$109
PIPE12045	1200	\$129
PIPE15045	1500	\$149
PIPE18045	1800	\$179
PIPE20045	2000	\$209
PIPE24045	2400	\$229

Flat Wall Shelves

Add extra storage to your room.

300mm Deep

- Create more workspace by adding wall storage.

Code	Length (mm)	PRICE*
SHSS4030	400	\$69
SHSS6030	600	\$74
SHSS9030	900	\$84
SHSS12030	1200	\$104
SHSS15030	1500	\$119
SHSS18030	1800	\$149
SHSS20030	2000	\$174
SHSS24030	2400	\$204
Corner Shelf: SHSSC30		\$94

500 (L) x 300 (D) x 285 front

450mm Deep

- Terrific for microwaves.
- Extra deep.

Code	Length (mm)	PRICE*
SHSS4045	400	\$84
SHSS6045	600	\$109
SHSS9045	900	\$119
SHSS12045	1200	\$139
SHSS15045	1500	\$174
SHSS18045	1800	\$209
SHSS20045	2000	\$229
SHSS24045	2400	\$249
Corner Shelf: SHSSC45		\$114

650 (L) x 450 (D) x 285 front

4-Tier Stainless Steel Shelf

A very popular item, when only stainless steel will do.

- 2 fixed shelves.
- Adjustable feet.
- 1800mm high.
- Shelves are 430 grade stainless steel.
- Weight rating 50kg even load per shelf.



Code	Length	Depth	PRICE*
SHSS4T9	900	510	\$419
SHSS4T12	1200	510	\$479
SHSS4T15	1500	510	\$549

Wall Shelf Side Panel

- Set of 2.
- Enclose the two ends of your flat wall shelves.



Code: SHSS45SPX2 \$10
To fit 450mm deep

Code: SHSS30SPX2 \$10
To fit 300mm deep

2 Tier Overshelves

Convenient over bench storage.

- Sits on top of benches or cabinets.
- Extra shelves available.
- Legs can be cut down to reduce the height.

Code	Length (mm)	PRICE*	EXTRA SHELF
SH2T550	550	\$189	\$54
SH2T850	850	\$199	\$64
SH2T1150	1150	\$219	\$79
SH2T1450	1450	\$259	\$99
SH2T1750	1750	\$289	\$109



Shelf height can be adjusted.

Legs can be cut down to suit your use.

- Top shelf is 350mm deep.
- Adjustable middle shelf is 275mm deep.
- 800mm high.



"I was looked after with some good old fashioned customer service by a very helpful, knowledgeable and keen to please Alain. These days that sort of service is rare - thanks for a job well done!"
Geoff

*Prices include GST. Prices vary due to raw material and exchange rate fluctuations and are subject to change without notice.

Flat Benches

from **\$134**

MODULAR
Sinks, Cabinets & Benches

When you buy from us, you are buying directly from the importer. No distributors. No middlemen. We keep overheads down and we price the products accordingly.

Commercial Standard 304 Grade Stainless Steel



Code: 3036 \$309
914 (L) x 762mm (D)

304 Grade

The industry standard stainless steel grade. It is highly resistant to corrosion. We use 1.2mm thick stainless steel which is 20% thicker than some benches on the market. Legs are stainless steel. Undershelves are galvanised.

Adjustable Shelf

Each bench comes with a high quality 1.2mm galvanised undershelf, this thickness is vital to stability. Fully height adjustable.

Flatpack

Benches are supplied flat packed for ease-of-handling and to lower freight costs. It takes about 15 mins to assemble a bench with the supplied allen key and screws.

Feet or Castors

Benches are supplied with feet that screw out an extra 18mm. Upgrade to screw your benches to the floor with screw in feet and legs or add lockable castors for a mobile bench.



Need to know more?
Scan for more information

Brayco now offer a leg cutting service & can supply longer legs should you require a different height of your bench or sink. Leg cutting service for shorter legs
Code: CUT-SL \$50 per set of 2 legs
Supply longer legs to make your bench or sink higher.
Code: CUT-LL \$100 per set of 2 legs

	Code	Length (mm)	Depth (mm)	Height (mm)	PRICE*
450 DEEP	6045	600	450	900	\$189
	8045	800	450	900	\$204
	9045	900	450	900	\$219
	12045	1200	450	900	\$264
	15045	1500	450	900	\$304
457 DEEP	18045	1800	450	900	\$349
	1824	610	457	900	\$179
	1830	762	457	900	\$194
	1836	914	457	900	\$219
	2424	610	610	900	\$209
610 DEEP	2436	914	610	900	\$269
	2448	1219	610	900	\$314
	2460	1524	610	900	\$399
	2472	1829	610	900	\$439
	2484**	2134	610	900	\$524
	2496**	2438	610	900	\$589
	3030	762	762	900	\$274
762 DEEP	3036	914	762	900	\$309
	3048	1219	762	900	\$364
	3060	1524	762	900	\$434
	3072	1829	762	900	\$514
	3084**	2134	762	900	\$579
	3096**	2438	762	900	\$654
	3636	914	914	900	\$389
914 DEEP	3648	1219	914	900	\$459
	3660	1524	914	900	\$599
	3672**	1829	914	900	\$694
	3684**	2134	914	900	\$769
	3696**	2438	914	900	\$819

** These benches have 6 legs.

Folding Benches

- Popular choice for pop up markets.
- Easy to fold legs.
- Adjustable feet.
- 304 grade top.
- 304 grade legs.



Code	Length (mm)	Depth (mm)	Height (mm)	PRICE*
2460 Fold	1524	610	900	\$569
2472 Fold	1829	610	900	\$619

ECONOMY RANGE.

Same features as above but with an economy 430 grade top.

ECO1200FOLD	1200	610	900	\$294
-------------	------	-----	-----	-------

*Prices include GST. Prices vary due to raw material and exchange rate fluctuations and are subject to change without notice.



Code: 3096 \$654
2438 (L) x 762mm (D)

ECONOMY RANGE

610mm & 700mm benches

Welcome to the all new range of economy priced flat top benches. Now you can choose food grade 304 or the economically priced 430 range listed below.

- 430 grade top
- galvanised undershelf
- Galvanised legs

	Code	Length (mm)	Depth (mm)	Height (mm)	PRICE*
610 DEEP	ECO6061	600	610	900	\$134
	ECO9061	900	610	900	\$164
	ECO12061	1200	610	900	\$209
	ECO16061	1600	610	900	\$279
	ECO18061	1800	610	900	\$299
700 DEEP	ECO6070	600	700	900	\$144
	ECO9070	900	700	900	\$174
	ECO12070	1200	700	900	\$219
	ECO16070	1600	700	900	\$299
	ECO18070	1800	700	900	\$324

UPGRADE:

Stainless Steel Undershelf

See Leg Options Panel (next page)

PLUS:

Screw down feet and galvanised legs

Set of 2 - \$44 Code: GFEET2

Lockable castors and galvanised legs

Set of 2 - \$64 Code: WHEELSG2

304 VS 430 Grade Steel

Brayco's 304 grade stainless steel benches are the ultimate choice for an impervious food preparation surface that is durable and hygienic. This high-quality stainless steel is the preferred choice for professionals in the catering industry.

For budget-conscious users, 430 grade stainless steel benches are an excellent choice. While they are still highly durable, they may exhibit slightly less resistance to corrosion compared to the 304 grade, making them a practical and cost-effective option for non-commercial applications.

Extra Leg Options

All benches are supplied with stainless steel legs and height adjustable feet. We offer you options to upgrade to suit your requirements.

Screw down feet and stainless steel legs



Set of 2 - \$49 Code: SFEETCDX
Screw down feet with high grade stainless steel legs, recommended for extremely salty or chemical conditions.

Set of 2 - \$69 Code: SFEET2


High quality heavy duty lockable castors with stainless steel legs.



Set of 2 - \$69 Code: WHEELSSCDX
High quality heavy duty lockable castors with high grade stainless steel legs.

Set of 2 - \$79 Code: WHEELSS2

High grade stainless steel legs & feet



Recommended for use in extremely salty or chemical conditions or for that extra sparkle. Adjustable feet Set of 2 - \$49 Code: SLEGS2

Need an extra legs or to replace old legs? (They are the same stainless steel legs with adjustable feet that are supplied with each bench)

Set of 2 - \$29 Code: SLEGS2CDX

** Benches with 6 legs will require 3 sets of legs. All other benches require 2 sets of legs.

Shorter or longer legs

Brayco now offer a leg cutting service & can supply longer legs should you require a different height of your bench or sink.


Leg cutting service to shorten legs: Code: CUT-SL \$50 per set of 2 legs

Supply longer legs to make your bench or sink higher: Code: CUT-LL \$100 per set of 2 legs

Flat Benches and Accessories

Enclose Your Bench

Attach panels (wood, mdf, acrylic) to bench legs so you can enclose the under space. Great for turning a simple bench into a stylish cabinet.



Here's how Leg Attachments convert a stainless steel bench to an enclosed a mobile coffeecart.

Code	Attachment	PRICE*
LEGATTS	Straight leg	\$11
LEGATTC	Corner leg	\$11



Lockable Drawers

Key lockable drawer units can be added to most of our benches for a quick, cost effective storage solution.

Code	Length (mm)	Depth (mm)	Height (mm)	Drawers	PRICE*
DRS	520	450	150	1	\$199
DRS60*	670	450	180	1	\$229
DRD2	520	450	365	2	\$334
DRD	525	450	480	2	\$379

- Inside drawer measures 420 x 420mm.
 - Key lockable drawers.
 - Fits 610mm deep and above benches with minimum of 600mm width between legs.
- *DRS60: min. 700mm width
NB: measurements include external brackets.

Upgrade Your Undershelf

Replace the standard galvanised shelf supplied with your bench with a stainless shelf. Recommended for extremely salty or chemical conditions - or if you want that extra sparkle.

EXAMPLE: To upgrade a bench code 2436 (normal price \$269) - you can get just the stainless steel undershelf (see right - add \$89) and/or high grade stainless steel legs (see above - add 2 sets \$49 X 2). Total: \$456

Bench Code	Upgrade PRICE*	Bench Code	Upgrade PRICE*	Bench Code	Upgrade PRICE*	Bench Code	Upgrade PRICE*	Bench Code	Upgrade PRICE*	Bench Code	Upgrade PRICE*
6045	\$64	1830	\$69	2484	\$189	3084	\$234	3696	\$274	ECO9070	\$84
8045	\$74	1836	\$74	2496	\$204	3096	\$249	ECO6061	\$59	ECO12070	\$114
9045	\$79	2424	\$69	3030	\$84	3636	\$114	ECO9061	\$74	ECO16070	\$129
12045	\$89	2436	\$89	3036	\$94	3648	\$159	ECO12061	\$94	ECO18070	\$179
15045	\$104	2448	\$104	3048	\$114	3660	\$204	ECO16061	\$114		
18045	\$114	2460	\$139	3060	\$159	3672	\$234	ECO18061	\$124		
1824	\$59	2472	\$154	3072	\$189	3684	\$259	ECO6070	\$69		

Replace Your Shelf With a Leg Brace Rail Kit

Remove your shelf and add leg brace rail kits for extra strength & stability.

Stainless steel leg brace rails are designed to support your bench when removing the undershelf to allow for extra storage room such as a dishwasher, washing machine etc. Fix anywhere on the front, back & sides of bench legs. Rails are sold as kits but you can also ask for individual component prices.



Kit prices are listed for each bench.

Each kit contains:

- 2 x side rails,
- 1 x front rail,
- 1 x back rail,
- 6 x height adjustable connectors.



Need to know more? Scan for more information

Code	PRICE*
6045	\$104
8045	\$114
9045	\$114
12045	\$119
15045	\$119
18045	\$129
1824	\$99
1830	\$104
1836	\$104

Code	PRICE*
2424	\$104
2436	\$109
2448	\$119
2460	\$119
2472	\$134
2484**	\$209
2496**	\$229

Code	PRICE*
3030	\$109
3036	\$109
3048	\$124
3060	\$124
3072	\$134
3084**	\$209
3096**	\$234

Code	PRICE*
3636	\$109
3648	\$149
3660	\$159
3672**	\$204
3684**	\$229
3696**	\$254

Code	PRICE*
ECO6061	\$114
ECO9061	\$124
ECO12061	\$129
ECO16061	\$139
ECO18061	\$139
ECO6070	\$114
ECO9070	\$124
ECO12070	\$129
ECO16070	\$139
ECO18070	\$139

Splashback Benches 450, 610 or 700mm deep

Australia's largest range of flat and splashback 304 grade stainless steel benches.

Commercial grade. Ready for a day's work.

Largest range in Australia. Come see it!



Code: 12070SP \$419
1200 (L) x 700mm (D)

304 Grade

The industry standard stainless steel grade. It is highly resistant to corrosion. We use 1.2mm thick stainless steel which is 20% thicker than some benches on the market. Legs are stainless steel. Undershelves are galvanised.

Adjustable Shelf

Each bench comes with a high quality 1.2mm galvanised undershelf - this thickness is vital to stability - fully height adjustable. See opposite page to upgrade to stainless steel.

Flatpack

Benches are supplied to you flat packed with an allen key & screws. Simple assembly.

Screw Down Feet And Legs

Benches are supplied with feet that screw out an extra 18mm. Upgrade to screw your benches to the floor with screw down feet and legs.

MODULAR
Sinks, Cabinets & Benches

Sinks & Cabinets to Match

700mm deep splashback benches are completely modular with 700mm deep sinks, cabinets and benches.

450mm Splashback

50mm high splashback
40mm deep splashback

Code	Length (mm)	Depth (mm)	Height (mm)	PRICE*
12045SP	1200	450	900	\$299
15045SP	1500	450	900	\$339
18045SP	1800	450	900	\$399
CU450	450	450	900	\$309

UPGRADE OPTIONS:

See Leg Options Panel (bottom panel)
Stainless Steel Undershelf

610mm Splashback

150mm high splashback
40mm deep splashback

Code	Length (mm)	Depth (mm)	Height (mm)	PRICE*
3061SP	300	610	900	\$189
4061SP	400	610	900	\$209
6061SP	600	610	900	\$249
8061SP	800	610	900	\$289
9061SP	900	610	900	\$304
10061SP	1000	610	900	\$324
12061SP	1200	610	900	\$349
15061SP	1500	610	900	\$449
16061SP	1600	610	900	\$479
18061SP	1800	610	900	\$519
20061SP	2000	610	900	\$559
22061SP**	2200	610	900	\$619
24061SP**	2400	610	900	\$664
CU61LGE	810	810	900	\$449

UPGRADE OPTIONS:

See Leg Options Panel (bottom panel)
Stainless Steel Undershelf



Corner Bench
Code: CU450 \$309
Suits 450mm benches



Corner Bench
Code: CUSML \$349
Suits 700mm benches



Corner Bench
Code: CULGE \$494
Suits 700mm benches



Corner Bench
Code: CU61LGE \$449
Suits 610mm benches

700mm Splashback

150mm high splashback
40mm deep splashback

Code	Length (mm)	Depth (mm)	Height (mm)	PRICE*
3070SP	300	700	900	\$199
4070SP	400	700	900	\$239
6070SP	600	700	900	\$269
8070SP	800	700	900	\$329
9070SP	900	700	900	\$349
10070SP	1000	700	900	\$369
12070SP	1200	700	900	\$419
15070SP	1500	700	900	\$519
16070SP	1600	700	900	\$549
18070SP	1800	700	900	\$599
20070SP	2000	700	900	\$644
22070SP**	2200	700	900	\$684
24070SP**	2400	700	900	\$719
Corner CUSML	700	700	900	\$349
Corner CULGE	900	900	900	\$494
WCBH700	600	700	900	\$489

UPGRADE OPTIONS:

See Leg Options Panel (bottom panel)
Splashback Extension, Stainless Steel Undershelf



Waste Collection Bench

Fully welded hole - strong and durable.
300mm diameter hole
600 (L) x 700 (D) x 900mm (H)
Code: WCBH700 \$489

ECONOMY RANGE

610mm & 700mm splashback

- 430 grade top
- Galvanised undershelf
- Galvanised legs
- 150mm high splashback
- 610mm deep: 20mm deep splashback
- 700mm deep: 40mm deep splashback

	Code	Length (mm)	Depth (mm)	Height (mm)	Price*
610 DEEP	ECO6061SP	600	610	900	\$179
	ECO9061SP	900	610	900	\$214
	ECO12061SP	1200	610	900	\$269
700 DEEP	ECO6070SP	600	700	900	\$189
	ECO9070SP	900	700	900	\$229
	ECO12070SP	1200	700	900	\$279

UPGRADE OPTIONS:

See Leg Options Panel (bottom panel)

Leg Options



All benches are supplied with stainless steel legs and height adjustable feet. We offer you options to upgrade to suit your requirements.

High grade stainless steel legs & feet

Recommended for use in extremely salty or chemical conditions or for that extra sparkle.
Set of 2 - \$49 Code: SLEGS2

Screw down feet

- Set of 2 - \$44 Code: GFEE22
Screw down feet with galvanised steel legs
- Set of 2 - \$49 Code: SFEECDX
Screw down feet with high grade stainless legs, recommended for extremely salty or chemical conditions.
- Set of 2 - \$69 Code: SFEE22



** These benches have 6 legs and will need 3 sets of legs. All other tables require 2 sets of legs.



610mm Deep PREMIUM Splashback Benches



Code: P2400 \$794
2400 (L) x 610mm (D)



Jam-packed with quality upgrades – at surprisingly low prices.

Fully Stainless

All benches are fully stainless, but keenly priced. The legs are stainless, the undershelves are stainless.

Extra Strong

We've added an extra support bar and square leg construction. The result? Benches that could repel an army invasion!

Noise Reduction

We've lined the underside with a polymer layer that reduces noise by a huge amount. Kitchens can be noisy but not with our benches.



PREMIUM RANGE

610mm Splashback

150mm high splashback
20mm deep splashback


Code	Length (mm)	Depth (mm)	Height (mm)	PRICE*
P400	400	610	900	\$294
P600	600	610	900	\$334
P800	800	610	900	\$399
P900	900	610	900	\$419
P1000	1000	610	900	\$449
P1200	1200	610	900	\$494
P1400	1400	610	900	\$539
P1500	1500	610	900	\$594
P1600	1600	610	900	\$614
P1800	1800	610	900	\$669
P2000	2000	610	900	\$714
P2200	2200	610	900	\$774
P2400	2400	610	900	\$794
PCU	810	810	900	\$504



Code: P1000 \$449
1000 (L) x 610mm (D)

Splashback Extensions

Suitable for Sinks, Benches & Cabinets



Add a stainless steel splashback extension to convert your sink or bench to a corner unit. Fits on the left hand or right hand side of a bench.

Code	To Fit	Length	PRICE*
CSB600	Full Range	600mm	\$49
CSB610	610 Range	590mm	\$49
CSB700	700 Range	660mm	\$54
CSB900	Full Range	900mm	\$64
CSB1000	Full Range	1000mm	\$69

10 Matching Sinks & 9 Other Matching Benches

We've expanded our range of matching sinks and the PREMIUM 610mm range also matches 610mm flat benches and cabinets. Truly thousands of layout options.

UPGRADE: Splashback Extension

CSB610 fits a 610mm deep Premium bench



Corner Bench
Code: PCU \$504



700mm deep benches, corner bench. Wall shelves above.


Shelf Options For Your Bench

Upgrade your galvanised undershelf to stainless steel. Recommended for extremely salty or chemical locations. Or if you want that extra sparkle.

Bench Code	Upgrade PRICE*	Bench Code	Upgrade PRICE*	Bench Code	Upgrade PRICE*
3070SP	\$49	22070SP	\$219	8061SP	\$69
4070SP	\$54	24070SP	\$239	9061SP	\$74
6070SP	\$69	CUSML	\$134	10061SP	\$79
8070SP	\$84	CULGE	\$154	12061SP	\$94
9070SP	\$84	12045SP	\$89	15061SP	\$109
10070SP	\$94	15045SP	\$104	16061SP	\$114
12070SP	\$114	18045SP	\$114	18061SP	\$124
15070SP	\$154	CU450	\$109	20061SP	\$139
16070SP	\$159	3061SP	\$47	22061SP	\$154
18070SP	\$179	4061SP	\$49	24061SP	\$164
20070SP	\$199	6061SP	\$59	CU61SP	\$104

Leg Brace Rail Kit Need room for a fridge, dishwasher or more? See page 5 for more info.

Bench Code	Rail Kit PRICE*	Bench Code	Rail Kit PRICE*	Bench Code	Rail Kit PRICE*
3070SP	\$99	22070SP	\$224	9061SP	\$124
4070SP	\$109	24070SP	\$244	10061SP	\$124
6070SP	\$114	CUSML	\$119	12061SP	\$129
8070SP	\$124	CULGE	\$119	15061SP	\$134
9070SP	\$124	12045SP	\$119	16061SP	\$139
10070SP	\$124	15045SP	\$124	18061SP	\$139
12070SP	\$129	18045SP	\$124	20061SP	\$144
15070SP	\$134	3061SP	\$99	22061SP	\$224
16070SP	\$139	4061SP	\$109	24061SP	\$244
18070SP	\$139	6061SP	\$114	CU61SP	\$119
20070SP	\$144	8061SP	\$124		



*Prices include GST. Prices vary due to raw material and exchange rate fluctuations and are subject to change without notice.

Sinks

from **\$469**

Why are commercial sinks so expensive?

We have absolutely no idea!

MODULAR
Sinks, Cabinets & Benches

Construction

Our very sturdy sinks are fully stainless steel, even the screws.

Bowls

All bowls are 300mm deep and mostly 500mm long by 450mm wide, some variations. Fully welded & **STRONG**

Tap Location

There is room between the sink and the splashback, through the actual splashback or you can even mount taps from your wall.

Splashback

700mm and 610mm sinks come with a splashback height of 150mm. The 450mm sink features a more compact 50mm splashback. All sink splashbacks are designed to align with the splashback benches.

Sink Drainer

Sink drainers are supplied with every sink. Also available to purchase separately at \$24 each.



Tap Hole Cutting Service

A 35mm TAP HOLE CUTTING service available on request.
Code: CUT-H \$50 per hole

700mm Deep Sinks

Match 700mm Benches, & Cabinets

Code	Length (mm)	Depth (mm)	Height (mm)	Bowls	Bowl Literage	PRICE*
SSN	665	700	900	1	67L	\$554
STN	850	700	900	1	157L	\$709
SSL	1350	700	900	1	67L	\$814
SSR	1350	700	900	1	67L	\$814
SSRL1500	1500	700	900	1	67L	\$829
SSRL	1800	700	900	1	54L	\$1074
SSRLTROUGH	1800	700	900	1 Trough	94L	\$1144
DSM	1300	700	900	2	60L ea	\$879
DSR1500	1500	700	900	2	67L ea	\$949
DSL1500	1500	700	900	2	67L ea	\$949
DSL17	1700	700	900	2	54L ea	\$954
DSR17	1700	700	900	2	54L ea	\$954
SSR1800	1800	700	900	1	67L ea	\$884
SSL1800	1800	700	900	1	67L ea	\$884
DSR	1900	700	900	2	67L ea	\$1084
DSL	1900	700	900	2	67L ea	\$1084
DSRL2000	2000	700	900	2	67L ea	\$1199
DSR2200HB	2200	700	900	3	67L ea	\$1599
DSRL	2590	700	900	2	67L ea	\$1399
TSRL	2590	700	900	3	67L ea	\$1759



Code: DSM \$879

1300 (L) x 700mm (D)

Double bowls:

450 (L) x 450 (D) x 300mm (H)

Screw Down Feet

Your option to upgrade your standard adjustable feet.



Easy to assemble. Just push it in! Set of 4.

SFEETONLYX4 \$48

Sink Bracket

Secure your sink to the wall.

Set of 2 (per leg).

BRAC-SINKWALL \$10



Underbench Sink Shelves

Add extra storage by attaching an underbench sink shelf onto the support bar of your sink.

These must be assembled with your sink. Do not clip on.



To fit 700mm deep sink

Shelfsink700 580 x 650 \$109

To fit 610mm deep sink

Shelfsink610 485 x 650 \$104

610mm Deep Sinks

Match 610mm Benches, & Cabinets

Code	Length (mm)	Depth (mm)	Height (mm)	Bowls	Bowl Literage	PRICE*
SSN610	665	610	900	1	60L	\$509
DSM610	1000	610	900	2	48L ea	\$734
SSR610-10	1000	610	900	1	60L	\$649
SSL610-10	1000	610	900	1	60L	\$649
SSR610-12	1200	610	900	1	60L	\$714
SSL610-12	1200	610	900	1	60L	\$714
SSR610	1350	610	900	1	60L	\$724
SSL610	1350	610	900	1	60L	\$724
DSR610-15	1500	610	900	2	60L ea	\$874
DSL610-15	1500	610	900	2	60L ea	\$874
SSRL610-15	1500	610	900	1	60L	\$744
SSRL610	1800	610	900	1	60L	\$829
SSR610-18	1800	610	900	1	60L	\$829
SSL610-18	1800	610	900	1	60L	\$829
DSR610	1900	610	900	2	60L ea	\$1039
DSL610	1900	610	900	2	60L ea	\$1039
DSRL610-20	2000	610	900	2	60L ea	\$1049
DSRL610-24	2400	610	900	2	60L ea	\$1164

450mm Deep Sink

Match 450mm Benches

Code	Length (mm)	Depth (mm)	Height (mm)	Bowls	Bowl Literage	PRICE*
SSN450	665	450	900	1	43L	\$469



Splashback Extension

Add a stainless steel splashback extension to convert your sink to a corner unit.



Code	Length (mm)	PRICE*
------	-------------	--------

CSB600 600 \$49

CSB610 590 \$49

CSB700 660 \$54

CSB900 900 \$64

CSB1000 1000 \$69

*Prices include GST. Prices vary due to raw material and exchange rate fluctuations and are subject to change without notice.

from **\$129**

Inset Sinks


- High quality 304 grade stainless steel.
- Fully welded.
- Size listed right is of the actual bowl.
- All sinks have a 20mm lip.
- Suitable for over-mount.
- 90mm strainer waste and plug included.
- 15, 18 & 40 Litre bowls are 1mm steel. 60, 67 & 94 Litre bowls are 1.2mm.



Code	Length (mm)	Depth (mm)	Height (mm)	Bowl Litrage	PRICE*
INS3025	300	250	200	15L	\$129
INS3025TL*	300	250	200	15L	\$129
INS3030	300	300	200	18L	\$134
INS3530	355	305	170	18L	\$129
INS3530TL*	355	305	170	18L	\$129
INS5030	500	300	250	37.5L	\$159
INS4530	450	300	300	40L	\$164
INS4545	450	450	300	60L	\$234
INS4050	500	400	300	60L	\$229
INS5045	500	450	300	67L	\$244
INS7045	700	450	300	94L	\$284

Sink Covers

Create extra workspace with a stainless steel sink cover.



Code	Description	Length (mm)	Depth (mm)	To Fit Sink	PRICE*
SCB400	Sink Cover – Flat	540	440	610mm Sink#	\$69
SCH400	Sink Cover – Slats	535	360	610mm Sink#	\$59
SCB500	Sink Cover – Flat	540	490	700mm Sink##	\$79
SCH500	Sink Cover – Slats	530	410	700mm Sink##	\$64

#This sink cover will fit the following 610mm sink units: SSN610, SSR610-10, SSL610-10, SSR610-12, SSL610-12, SSR610, SSL610, DSR610-15, DSL610-15, SSRL610-15, SSRL610, SSR610-18, SSL610-18, DSR610, DSL610, DSRL610-20, DSRL610-24, DISHINL, DISHINR, DISHINL-12, DISHINR-12, DDISHINL, DDISHINR & INS4050.

##This sink cover will fit the following 700mm sink units: DSR, DSL, SSN, DSRL, TSRL, DSR1500, DSL1500, SSR1800, SSL1800, DSRL2000, DSR2200HB, SSRL1500, SSL, SSR & INS5045.

Pipe Undershelves

Add a pipe shelf to your sink



Sink Code	Upgrade PRICE*	Sink Code	Upgrade PRICE*	Sink Code	Upgrade PRICE*
SSN450	\$59	DSL610-15	\$109	SSRL	\$124
SSN610	\$74	SSRL610-15	\$109	SSRLTROUGH	\$124
DSM610	\$89	SSRL610	\$114	DSM	\$104
SSR610-10	\$89	SSR610-18	\$114	DSR1500	\$114
SSL610-10	\$89	SSL610-18	\$114	DSL1500	\$114
SSR610-12	\$89	SSN	\$79	DSR17	\$119
SSL610-12	\$89	STN	\$84	DSL17	\$119
SSR610	\$99	SSR	\$104	SSR1800	\$124
SSL610	\$99	SSL	\$104	SSL1800	\$124
DSR610-15	\$109	SSRL1500	\$114	TSRL(half shelf)	\$94

FOOD GRADE 304

hands free



Push Panel

Knee Operated Handbasin

Code: KB \$699

Outer size 432 x 380 x 285mm high, 50mm splashback.

Bowl size 356 x 254 x 140mm deep.

Bowl holds 13 litres.

Sink waste drainer included.

Comes complete with WELS approved plumbing hardware.

Completely 304 grade stainless steel.

tap Included



Corner Handbasin

Code: HBC \$99

Outer size 265 x 265 x 165mm high, 25mm splashback.

Bowl size 230mm diameter x 120mm deep.

Bowl holds 2.5 litres.



Handbasin

Code: HB \$144

Outer size 430 x 380mm, 50mm splashback.

Bowl size 350 x 250 x 150mm deep.

Overall height 200mm high.

Bowl holds 13 litres.



Mop Sink

Code: Mop Sink \$399

Outer size 610 x 530mm, 25mm splashback.

Bowl size 500 x 400 x 250mm deep.

Bowl holds 50 litres.

Wall bracket 474mm high.



Cleaners Sink

Code: Cleaners Sink \$434

Outer size 610 x 530mm, 25mm splashback.

Bowl size 500 x 400 x 240mm deep.

Bowl holds 50 litres.

Wall bracket 480mm high.

Screw down feet.

Wall Mounted Sinks

Hygienic sinks at surprisingly low prices.

from **\$99**

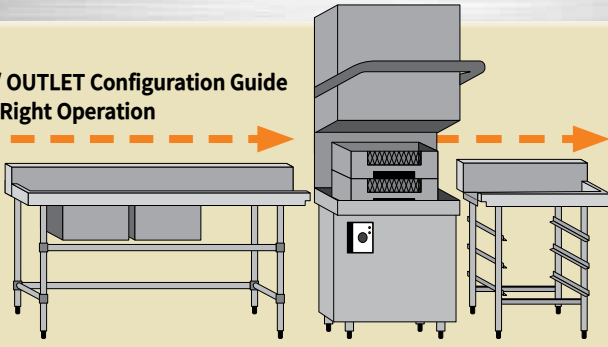
Same high grade stainless steel as our freestanding sinks – no shortcuts here. Wall brackets and sink drainer included.

Code	Length (mm)	Depth (mm)	Height inc bracket	Bowls	Bowl Litrage	PRICE*
HBC (Corner Sink)	265	265	165	1	2.5L	\$99
HB	430	380	200	1	13L	\$144
Mop Sink	610	530	474	1	50L	\$399
Cleaners Sink	610	530	600	1	50L	\$434
KB (Knee Operated)	432	380	285	1	13L	\$699

Dishwasher Inlet & Outlet Benches

from **\$379**

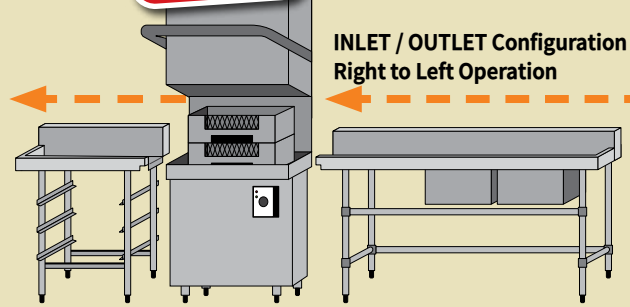
INLET / OUTLET Configuration Guide Left to Right Operation



Inlet Bench:
DISHINL-12
DISHINL
DDISHINL

Outlet Bench:
DISHOUTR
DISHOUTSHR

INLET / OUTLET Configuration Guide Right to Left Operation



Outlet Bench:
DISHOUTL
DISHOUTSHL

Inlet Bench:
DISHINR-12
DISHINR
DDISHINR

Sinks and benches designed to attach to the side of your dishwasher.

Construction

The legs, bowls and screws are all stainless steel. Very sturdy. Available in left or right configurations.

Splashback

Each sink has a 150mm high splashback.

Left or Right Configuration


Lip allows dish racks to slide easily in & out of your dishwasher.

Tap Location

There is room between the sink and the splashback, through the actual splashback or you can even mount a tap on the wall.

Modular

Matches the 700mm deep range of benches and cabinets.



Inlet Sinks

Sinks with 130mm (D) x 150mm (H) splashback

Code	Length (mm)	Depth (mm)	Height (mm)	Bowl	flat edge	PRICE*
DISHINL-12	1200	700	900	1 (58L)	on right	\$699
DISHINR-12	1200	700	900	1 (58L)	on left	\$699
DISHINL	1800	700	900	1 (58L)	on right	\$899
DISHINR	1800	700	900	1 (58L)	on left	\$899
DDISHINL	1800	700	900	2 (58L ea)	on right	\$999
DDISHINR	1800	700	900	2 (58L ea)	on left	\$999

NB: when ordering sink shelves, use SHELFSSINK610 \$104

Pipe Undershelves

Add a pipe shelf to your inlet sink

Sink Code	Upgrade PRICE*	Sink Code	Upgrade PRICE*	Sink Code	Upgrade PRICE*
DISHINL-12	\$84	DISHINL	\$99	DDISHINL	\$99
DISHINR-12	\$84	DISHINR	\$99	DDISHINR	\$99

Outlet Benches

Benches with 130mm (D) x 150mm (H) splashback



Code: DISHOUTSHL
\$479 Right opening



Code: DISHOUTL
\$379 Right opening

DISHOUTSHL, DISHOUTSHR
3 sets of shelf sliders for dish racks. Strong, square legs. Dish racks available, see left.

DISHOUTL, DISHOUTR
Adjustable galvanised undershelf (can be upgraded to stainless steel).

Code	Length (mm)	Depth (mm)	Height (mm)	Lip Location	PRICE*
DISHOUTL	800	700	900	on right	\$379
DISHOUTR	800	700	900	on left	\$379
DISHOUTSHL	800	700	900	on right	\$479
DISHOUTSHR	800	700	900	on left	\$479

Glass Dish Rack Components

Commercial dishwasher racks for glassware. Dividers keep your glassware safe from breakage during handling and free of water-marks.

25 Compartment suits up to 87mm wide glassware
36 Compartment suits up to 72mm wide glassware

Code	Compartments	PRICE*
PCR	Cutlery rack (base)	\$39
25COMPGR	25 - Full drop extension	\$49
25COMPHD	25 - Half drop extension	\$24
36COMPGR	36 - Full drop extension	\$59
36COMPHD	36 - Half drop extension	\$29



Dish Racks

Commercial dishwasher racks that are ideal for washing varying sized plates, bowls and trays. Vertical pins keep large dishes upright and secure.

Our 500 x 500mm dish racks fit our 700mm deep outlet bench (DISHOUTSHL, DISHOUTSHR), shown above.



Code: 64OPENRACK \$34

Code	Compartments	PRICE*
64RACK	64 Compartment plate & tray rack, closed	\$39
64OPENRACK	64 Compartment plate and tray rack, open	\$34

Stainless Undershelves

Replace standard galvanised shelf

Sink Code	Upgrade PRICE*
DISHOUTL	\$74
DISHOUTR	\$74

Pipe Undershelves

Add a pipe shelf to your outlet sink

Sink Code	Upgrade PRICE*
DISHOUTL	\$74
DISHOUTR	\$74

*Prices include GST. Prices vary due to raw material and exchange rate fluctuations and are subject to change without notice.

"My tap arrived very quickly and I'm very pleased with it. I'm just writing to thank you for your terrific customer service. Have a good day." Fiona

- WELS 4 Star 7.5 litres per minute
- Watermark certified
- DR brass body, zinc alloy handle
- Nickel and chrome finish
- Replaceable ceramic cartridge

Durable, attractive taps to go with every sink.
One-stop shopping!

A TAP HOLE CUTTING service is available on request.
 Code: CUT-H, \$50 per hole



Handsfree Basin Mixers

Ideal for hospitals and aged care.
 An ideal choice for hygienic hand washing and a must for the Brayco wall mounted sinks. 12 months warranty.



\$34

Handsfree Sink Mixer
 Code: HANDFBM



Extended lever

\$69

Handsfree Sink Mixer
 • Swivel spout.
 Code: HANDFKM

Basin Mixers

Sink mixers with swivel outlet.
 12 months warranty.



\$64

AXIL Kitchen Mixer
 • Swivel spout.
 Code: KITMIX



\$99

AXIL Goose Neck Kitchen Mixer
 • Swivel spout.
 Code: GOKITMIX

Flexible Pull Down Kitchen Mixer Taps

• Fully flexible metal pull-down hose for longevity • Swivel functionality for full sink access.



Jet/spray nozzle



Jet/spray nozzle



Jet/spray nozzle
 VT Models only



Hot & cold taps



Swivel pot filler



\$159

Jet & Spray Nozzle
 Code: POKITMIX

AXIL Pull Out Kitchen Mixer

- Overall height of 410mm.
 - Variable nozzle with jet and spray output.
 - Swivel spout.
 - 12 months warranty.
- Replacement hose **\$19**
 Replacement head **\$29**



\$750

Jet & Spray Nozzle
 Code: VT-TSPRAY

Pre Rinse Unit

- Overall height of 550mm.
- Variable nozzle - jet and spray output (shown above).
- Optional wall bracket included.
- 2 year warranty.



\$1050

Jet & Spray Nozzle
 Code: VT-TSPRAYPF

Pre Rinse Unit/Pot Filler

- Overall height of 580mm
- 12" pot filler tap
- Variable nozzle - jet and spray output (shown above).
- Optional wall bracket included.
- 2 year warranty.



\$1150

Jet & Spray Nozzle
 Code: VT-TSPRAYPFL

Pre Rinse Unit/Pot Filler

- Overall height of 1040mm.
- Wall fixing for strong support.
- 12" pot filler tap.
- Variable nozzle - jet and spray output.
- 2 year warranty.

Cabinets

Construction

Food-grade 304 stainless steel top with reinforced lining. Sides and internals are 430 grade.

Internal Shelf

All cabinets are supplied with an adjustable internal shelf.

Outdoor Grade

If you have a largely covered area, then the indoor grade cabinets are suitable. However, if your cabinet will be exposed to the elements we offer outdoor grade options. For information, please call your local branch on 1300 272 926.



Code: CAB16070
1600 (L) x 700mm (D) \$1399
Adjustable internal shelf.
No drawers but more internal space.
Shown with lockable castors.



Code: CABBQ16070
1600 (L) x 700mm (D) \$1999
Adjustable internal shelf. Rear vent and hole for gas bottle hose.
Shown with lockable castors.



700mm Deep Cabinets to match 700mm Benches & Sinks

- Choose feet or castors for a mobile cabinet.
- Adjustable internal shelf.

Code	Length (mm)	Depth (mm)	Height (mm)	Drawers	PRICE*
CABBQ10070	1000	700	900	3	\$1599
CAB12070	1200	700	900	0	\$1199
CAB15070	1500	700	900	0	\$1299
CABBQ16070	1600	700	900	3	\$1999
CAB16070	1600	700	900	0	\$1399
CAB18070	1800	700	900	0	\$1499
CAB20070	2000	700	900	0	\$1599
COFFEECART	1600	700	900	0	\$1849



CABBQ10070 and CABBQ16070 have rear vent and hole.

ABOVE: Code: CABBQ10070
1000 (L) x 700mm (D) \$1599

Castors or Feet?

Cabinets are fitted with braked castors or height adjustable feet. Your choice. No extra charge. They are attached by a thick steel plate with 4 bolts. Super strong.



Code: CAB2000
2000 (L) x 610mm (D) \$2199
4 drawers.
Adjustable internal shelf.
Shown with lockable castors.

610mm Deep Cabinets to match 610mm Benches & Sinks

- Nice deep drawers with solid runners.
- Choose castors for a mobile cabinet.
- Adjustable internal shelf.



Code: CAB24904D
2490 (L) x 610mm (D) \$2599
4 Drawers. Adjustable internal shelf.
Shown with adjustable feet.

Code	Length (mm)	Depth (mm)	Height (mm)	Drawers	PRICE*
CAB900	900	610	900	2	\$1249
CAB1200	1200	610	900	2	\$1399
CAB1500	1500	610	900	3	\$1699
CAB15003D	1500	610	900	0	\$1199
CAB1800	1800	610	900	3	\$1899
CAB2000	2000	610	900	4	\$2199
CABCU**	1000	1000	900	1	\$1399
CAB20003D	2000	610	900	3	\$2249
CAB24904D	2490	610	900	4	\$2599

** CABCU is supplied without sides for use with cabinets or bench.

*Prices include GST. Prices vary due to raw material and exchange rate fluctuations and are subject to change without notice.



Sink Cabinet: CABSINK610 \$979
TAP: GOKITMIX \$99
Corner Cabinet: CABCU \$1634
3 Door Cabinet: CAB15003D \$1299



[fridge & coffee machine not included]

Code: COFFEECART
1600 (L) x 700mm (D) **\$1849**
Castors or feet.
3 drawers.
Fridge recess with back vent.
Hinged door for easy access.



Rear vents

Drawer Cabinets

to match 610mm Benches & Sinks

- Solid runners, nice deep drawers.
- Choose castors for a mobile drawer cabinet.



Code: CABRAW6
1000 (L) x 610mm (D) **\$1699**
Castors or feet.



Code: CABDRAW3
600 (L) x 610mm (D) **\$1049**
Castors or feet.

Code	Length (mm)	Depth (mm)	Height (mm)	Drawers	PRICE*
CABDRAW3	600	610	900	3	\$1049
CABDRAW6	1000	610	900	6	\$1699

Wall Cabinets

- 430 grade stainless steel.
- 2 Sliding doors.
- 1 internal shelf.
- Adjustable height shelf.



Code	Length (mm)	Depth (mm)	Height (mm)	PRICE*
WALLCAB900	900	380	600	\$379
WALLCAB1200	1200	380	600	\$449



Community hall upgrade. CAB1500 used as an island workbench, with handy storage below.

Cabinets with Integrated Sink

to match 610mm Benches & Sinks



Code: CABSINKRB1500 \$1449
1500 (L) x 610mm (D), right bench.
Sink size: 400 x 400 x 250mm.
40 litre capacity.
Also available with left bench.
Code: CABSINKLB1500 \$1449



Code: CABSINK610 \$899
610 (L) x 610mm (D)
Sink size: 40 x 40 x 25cm
40 litre capacity
Tap shown above:
Code: HANDFKM \$69

Code	Length (mm)	Depth (mm)	Height (mm)	PRICE*
CABSINK610	610	610	900	\$899
CABSINKLB1500	1500	610	900	\$1449
CABSINKRB1500	1500	610	900	\$1449

Splashback Extension

Add a stainless steel splashback extension to prevent items falling down the back, or convert your cabinet to a corner unit. See page 7 for sizes and prices.



Overshelves

See page 3 for sizes and prices.



- Supplied with 2 shelves. Adjustable middle shelf.
- Extra shelves available.
- 800mm high - can be cut to reduce height.

Premium Coolroom Shelving



Rust Resistant

Our Premium Coolroom Shelves are made from a combination of plastic and aluminium making them rust and mould resistant. Perfect for wet areas.

Huge Load Capacity

Each shelf will hold a substantial amount of weight. Heavy duty aluminium rails and posts, plastic shelves and a patented locking system that ensures the unit carries the weight required in any kitchen.

Perfect for all your coolroom storage needs. Up to 250kg per shelf. (150kg per shelf for longer units.) For shelving with wheels 85kg per shelf. See website for further details.

Quick and Easy to Assemble

All components snap together with ease.

Suitable for Cold Temperatures

Premium shelving can withstand a temperature from -38 °c to 88 °c

Completely Versatile

Mix and match sizes and depths to fully maximise the space in your coolroom. You can even customise by cutting the shelf length to size. Corner attachments mean fewer posts allowing for better access.

Dishwashable

All slats are easy to remove which makes cleaning a breeze. Wipe clean any spills or just pull out and wash in the sink or dishwasher.

Adjustable Height Shelves

Each shelf is fully height adjustable. Each bay comes with 4 shelves and it's easy to add more to suit your storage needs

Adjustable Feet

Supplied as standard and adjustable up to 30 mm.


Resistant to rust and mould.

Load capacity up to 250kg!

Mix and match sizes and depths to suit your space.



Mobile units



Adjustable feet




NO CORNER POSTS
More access to your space.



Code: CAST5INC
Set of 4 Castors \$120

1700mm High Shelving



Code	Length (mm)	Depth (mm)	1st Bay PRICE*	Extra Bay PRICE*	Shelf PRICE*
PS1436-17	925	355	\$469	\$374	\$71
PS1442-17	1075	355	\$509	\$414	\$81
PS1448-17	1225	355	\$564	\$470	\$94
PS1460-17	1525	355	\$664	\$570	\$119
PS1472-17	1825	355	\$724	\$630	\$134
PS1836-17	925	450	\$479	\$399	\$79
PS1842-17	1075	450	\$519	\$419	\$89
PS1848-17	1225	450	\$569	\$474	\$104
PS1860-17	1525	450	\$669	\$574	\$129
PS1872-17	1825	450	\$734	\$634	\$144
PS1878-17	1975	450	\$739	\$649	\$162
PS2436-17	925	610	\$589	\$479	\$99
PS2442-17	1075	610	\$599	\$499	\$109
PS2448-17	1225	610	\$629	\$529	\$124
PS2454-17	1375	610	\$689	\$589	\$139
PS2460-17	1525	610	\$719	\$609	\$166
PS2472-17	1825	610	\$819	\$719	\$191
PS2478-17	1975	610	\$829	\$749	\$199

2000mm High Shelving



Code	Length (mm)	Depth (mm)	1st Bay PRICE*	Extra Bay PRICE*	Shelf PRICE*
PS1436-20	925	355	\$509	\$394	\$71
PS1442-20	1075	355	\$544	\$434	\$81
PS1448-20	1225	355	\$604	\$490	\$94
PS1460-20	1525	355	\$704	\$590	\$119
PS1472-20	1825	355	\$764	\$650	\$134
PS1836-20	925	450	\$529	\$419	\$79
PS1842-20	1075	450	\$559	\$439	\$89
PS1848-20	1225	450	\$609	\$494	\$104
PS1860-20	1525	450	\$709	\$594	\$129
PS1872-20	1825	450	\$769	\$654	\$144
PS1878-20	1975	450	\$799	\$699	\$162
PS2436-20	925	610	\$629	\$519	\$99
PS2442-20	1075	610	\$649	\$529	\$109
PS2448-20	1225	610	\$679	\$559	\$124
PS2454-20	1375	610	\$729	\$609	\$139
PS2460-20	1525	610	\$759	\$639	\$166
PS2472-20	1825	610	\$869	\$739	\$191
PS2478-20	1975	610	\$879	\$769	\$199

*Prices include GST. Prices vary due to raw material and exchange rate fluctuations and are subject to change without notice.



Experience the Magic
Scan to watch the assembly video now!

Fits Any Space • Strong • Washable



VERSATILE SHELVING
Simply add an extra bay to your 1st Bay for a straight configuration. Use a connector pack to create an 'L' or 'U' shape.



Shelving in straight configuration. 1 complete bay with extra bays added.



How to Create Your Configuration

STEP 1: Measure the two or three walls you wish to fill and decide on the depth (355, 450 or 610mm) and height (1700, 2000 or 2450mm).

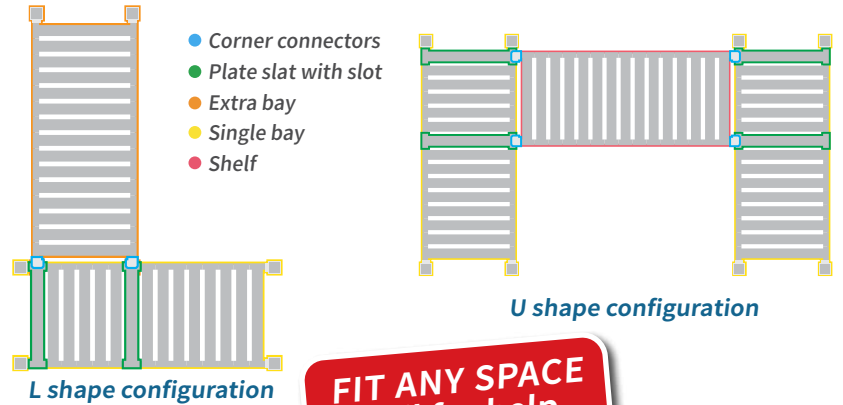
STEP 2: Decide on how many complete bays, extra bays or extra shelves you will need to create your shelving configuration:

'U' Shape: To create a 'U' shape configuration you will need 2 complete bays and additional shelves for the middle of the 'U' shape (see below). And simply order a connection pack to fit the depth of each complete unit.

'L' shape: When connecting the 1st Bay to the Extra Bay to create an 'L' shape you will need 1 connector pack for the depth of the 1st bay. The connector pack contains 2 Corner Connectors and 2 Plate Slats with slots for each shelf.

Straight: Simply add your extra bay to the end of the 1st Bay. No extra parts are required.

Confused? Our friendly Staff are here to help. Call us today.




FIT ANY SPACE call for help

Accessories

Create a Corner

You will need to replace 2 slats on each shelf of your 1st bay with 2 plate slats with a slot (to accommodate the corner connector, see right).



Connector packs contain 8 corner connectors + 8 plate slats with slots.
Note: Choose a connector pack for the depth of your 1st bay.

Code	Connector Pack	PRICE*
CNRCONPACK355	(8 connectors + 8 slats with slots)	\$79
CNRCONPACK450	(8 connectors + 8 slats with slots)	\$84
CNRCONPACK610	(8 connectors + 8 slats with slots)	\$89

Purchase extra connection parts for your unit or create a mobile unit with hard wearing castors.

Code		PRICE*
CNRCON	Corner connectors (pair)	\$13
PLATE355	1 X 355mm plate slat with slot	\$4
PLATE450	1 X 450mm plate slat with slot	\$5
PLATE610	1 X 610mm plate slat with slot	\$6
CAST5INC	5 inch castor (set of 4)	\$120



2450mm High Shelving

Code	Length (mm)	Depth (mm)	1st Bay PRICE*	Extra Bay PRICE*	Shelf PRICE*
PS1436-24	925	355	\$534	\$409	\$71
PS1442-24	1075	355	\$574	\$449	\$81
PS1448-24	1225	355	\$634	\$505	\$94
PS1460-24	1525	355	\$734	\$605	\$119
PS1472-24	1825	355	\$794	\$665	\$134
PS1836-24	925	450	\$569	\$439	\$79
PS1842-24	1075	450	\$599	\$469	\$89
PS1848-24	1225	450	\$644	\$509	\$104
PS1860-24	1525	450	\$744	\$609	\$129
PS1872-24	1825	450	\$799	\$669	\$144
PS1878-24	1975	450	\$829	\$774	\$162
PS2436-24	925	610	\$684	\$539	\$99
PS2442-24	1075	610	\$699	\$549	\$109
PS2448-24	1225	610	\$729	\$589	\$124
PS2454-24	1375	610	\$844	\$639	\$139
PS2460-24	1525	610	\$949	\$659	\$166
PS2472-24	1825	610	\$1049	\$769	\$191
PS2478-24	1975	610	\$1079	\$839	\$199

Confused? Please call and we can help.



Plastic Dunnage Racks

Protects goods and packaging from contamination and moisture.
See page 19 for more info.



Coolroom/Dry Store Shelving

15% THICKER
Compare the quality!

The very familiar shelving system at a not-so-familiar price.

Stronger than competing systems.



Supplied With 4 Shelves
Shelves can be set to any height on the posts.

Adjustable Feet
The adjustable feet are perfect for uneven floors.



Shelves are supported by our special strong black clip which prevents the shelves sliding down. **STRONG**

Chrome or Epoxy?

Chrome looks absolutely fantastic but is a little more expensive.

Commonly used in retail areas where they need to look good. It is also popular in a variety of commercial settings, including storerooms, kitchens, and offices. Chrome shelving is not only attractive, but it is also very well-made and durable. It is also worth noting that chrome shelving is only appropriate for dry conditions with no humidity or dampness.



Epoxy shelf units are excellent for coolrooms or refrigerated environments, and cheaper too. They have a temperature range of -20°C to 200°C.

The rubberised coating offers water resistance, making them suitable to be used in both wet and dry conditions. This also protects against rust and corrosion.

A cost effective solution for coolrooms, garages, sheds, food storage, and warehouses.



Chrome Wire Shelving for Dry Store



Code: SH1872CH
1829 (L) x 457mm (D) \$319
Set of 4 Castors \$44

Code	Length (mm)	Depth (mm)	Height (mm)	PRICE*	Extra Shelf
SH1818CH	457	457	1800	\$144	\$44
SH1836CH	914	457	1800	\$199	\$49
SH1848CH	1219	457	1800	\$239	\$59
SH1860CH	1524	457	1800	\$279	\$79
SH1872CH	1829	457	1800	\$319	\$89
SH2424CH	610	610	1800	\$189	\$49
SH2430CH	762	610	1800	\$214	\$49
SH2436CH	914	610	1800	\$239	\$64
SH2448CH	1219	610	1800	\$299	\$79
SH2460CH	1524	610	1800	\$349	\$99

Epoxy Coated Wire Shelving for Coolrooms/Dry Store



Code: SH1836EP
914 (L) x 457mm (D)
\$164

Code: SH1818EP
457 (L) x 457mm (D)
\$134

Code	Length (mm)	Depth (mm)	Height (mm)	PRICE*	Extra Shelf
SH1236EP	914	305	1800	\$144	\$39
SH1248EP	1219	305	1800	\$164	\$39
SH1260EP	1524	305	1800	\$189	\$49
SH1818EP	457	457	1800	\$134	\$39
SH1830EP	762	457	1800	\$154	\$44
SH1836EP	914	457	1800	\$164	\$49
SH1848EP	1219	457	1800	\$204	\$49
SH1860EP	1524	457	1800	\$239	\$74
SH1872EP	1829	457	1800	\$279	\$79
SH2424EP	610	610	1800	\$154	\$44
SH2430EP	762	610	1800	\$184	\$49
SH2436EP	914	610	1800	\$229	\$49
SH2448EP	1219	610	1800	\$264	\$59
SH2460EP	1524	610	1800	\$309	\$89

Castors

Create a mobile unit with a choice of castors.



2 lockable & 2 non lock castors per set.

Castors SHWHEELS (set of 4) \$44

Heavy duty castors SHWHEELS-HD (set of 4) \$79

SHWHEELS	Set of 4 Castors	\$44
SHWHEELS-HD	Set of 4 Heavy duty castors	\$79

70,000 + sold



Wire Shelving FAQs

How do you put them together? Can I put the shelves at any height?

Each shelf comes with four clips. Simply snap lock them onto the grooves on the upright posts. Slide the shelf over the post until they hit the clip, apply a bit of pressure and the shelf is locked in place. You can put the shelves anywhere along the upright to suit the required shelf height.

Can I buy extra shelves?

Of course you can! See the price charts below left.

What are the load capacities of wire shelving?

Load capacities are 150kg per shelf.

For shelving with wheels the overall weight capacity of the unit is 240kg (**SHWHEELS \$44**)

or 320kg with the heavy duty wheels (**SHWHEELS-HD \$79**).

Higher capacity shelving (up to 250kg) is now available with the Premium Coolroom Range on page 14.

What if I have an uneven floor?

Each post has a small adjustable foot. Simply screw it out to level your shelves on an uneven floor.

How are these shelves made?

These shelves are made of steel, then dipped in either chrome or an epoxy resin.



Shelf Dividers

Keep your items organised and safe with shelf dividers.



Code	Length	Height	PRICE*
DIV18EP (epoxy)	457	230	\$14
DIV24EP (epoxy)	610	230	\$19
DIV18CH (chrome)	457	230	\$19
DIV24CH (chrome)	610	230	\$24

Posts

Purchase posts and shelves individually. 4 posts are needed for each bay.

Code	Height	PRICE*
CHLEG Set of 2 chrome posts	1800mm	\$29
EPLEG Set of 2 epoxy posts	1800mm	\$24



S Hooks


Connect your shelving bay to another bay with these handy epoxy or chrome hooks.

To attach additional bays you only need to add two legs and shelves to an existing complete bay. Buy these components separately to save on costs!


To use our S hooks you will need two hooks per shelf. Simply attach the hook to the shelf of a complete bay and lift the next bay onto the hook. Firmly push them into place to secure.



Code	Description	PRICE*
S-HOOKSEP2	Set of 2 epoxy hooks	\$4
S-HOOKSCH2	Set of 2 chrome hooks	\$4



Using these hooks in an L or U shape means you will have full access to the inside corner without a corner post in your way.



For an L shaped or multiple straight bays, use 1 complete unit and 1 another unit with just 4 shelves and 2 posts. Connect the shelves onto the complete unit with 8 hooks (2 per shelf).



Heavy duty shelving fits spaces even triangle ones.

*Prices include GST. Prices vary due to raw material and exchange rate fluctuations and are subject to change without notice.

In a time where people are often so quick to criticize, it was so refreshing to receive a level of service that I can only describe as "breakthrough". Thank you James and Brayco for restoring faith in the concept of customer service. It is rare nowadays. You really did make my day. Better still, I am expecting delivery tomorrow. How good is that? Thanks again." Daryl



Experience the Magic
Scan to watch the assembly video now!

Trolleys & Trolley Bins

**Cheapest Trolleys
In Oz**

Stainless Steel Trolleys



Recessed trays
• Keep items secure.



Lockable castors



Screw in trays
• Strong.



TR3TIER \$429



TR2TIER \$349

Same high quality, heavy duty lockable castors as our benches, so they take a big load.

- Lockable castors (4).
- 1090mm long including handles.
- Load capacity 35kg per tray.
- 1mm thick 304 food grade stainless steel trays.
- Handle height 920mm.
- Tray size 870 x 420mm.

Code	Tray Size	Measurements	Tiers	PRICE*
TR2TIER	870 x 420mm	1090 x 480 x 920mm	2	\$349
TR3TIER	870 x 420mm	1090 x 480 x 920mm	3	\$429



TR3TIERN \$269



TR2TIERN \$229

Medium duty trolleys - cheaper, squarer trolleys that can still take a sizeable load.

- Lockable castors (2).
- Load capacity 25kg per tray.
- 0.8mm 430 grade stainless steel trays.
- Handle height 950mm.
- Tray size 825 x 505mm.

Code	Tray Size	Measurements	Tiers	PRICE*
TR2TIERN	825 x 507mm	910 x 580 x 950mm	2	\$229
TR3TIERN	825 x 507mm	910 x 580 x 950mm	3	\$269

** Note: Dimensions include handles

Medical Trolley

Ideal for medical and dental surgeries, hospitals, schools, food preparation areas and any other environment that requires a high level of hygiene. Our Medical Trolleys are built to last, they will keep your items secure and are easy to manoeuvre.

"Just like to thank your company for the swift service I received from Brisbane when I required a trolley. The trolley fits the purpose for my medical equipment in the home and I have recommended it to the unit if co-patients require one. Thank you."
Jose

- Perfect for the transfer of clinical supplies and patient care.
- Easy glide lockable castors.
- High grade stainless steel.
- Easy clean, hygienic surfaces.
- Rounded corners to lessen impact damage.
- Supplied flat packed, with simple assembly instructions and tools supplied.

**HYGIENIC
stainless steel**

Code	Measurements	Shelf	Drawer	PRICE*
MEDTROL-SM	762 x 762 x 900mm	1	1	\$799
MEDTROL-MED	914 x 610 x 900mm	1	1	\$799



Polypropylene Trolleys & Bins

Heavy duty trolleys, suitable for coolrooms in an easy clean polypropylene.



TR3TPL \$169 shown with:
LEFT: **PPBINC** Cutlery Bin \$10
RIGHT: **PPBINR** Refuse Bin \$20



- Easy-clean polypropylene.
- Handle height 980mm.
- Load capacity 40kg per tray.
- Tray size 890 x 510mm.
- Easy assembly.
- 1030mm long including handles.
- Save space with robust bins.

Code	Tray Size	Measurements	Tiers	PRICE*
TR3TPL	750 x 510mm	1030 x 510 x 980mm	3	\$169
PPBINC	8 Litre	335 x 231 x 180mm	cutlery bin	\$10
PPBINR	20 Litre	335 x 231 x 445mm	refuse bin	\$20



TR3TPS \$139



TR3TPS-S \$179

- Easy clean compact polypropylene trolley with optional enclosed sides - keep your load secure.
- Handle height 850mm.
- Tray size 690 x 410mm.
- Easy assembly.
- 823mm long including handles.
- Load capacity 40kg per tray.
- Save space with robust bins.

Code	Tray Size	Measurements	Tiers	PRICE*
TR3TPS	615 x 410mm	823 x 410 x 850mm	3	\$139
TR3TPS-S	615 x 410mm	823 x 410 x 850mm	3+3 sides	\$179
PPBINC	8 Litre	335 x 231 x 180mm	cutlery bin	\$10
PPBINR	20 Litre	335 x 231 x 445mm	refuse bin	\$20

Brayco Kitchenware

1/1 Size	1/2 Size	1/3 Size		
			1/6 Size	
				1/9 Size



1/1 Size Tray
530 x 325 x 20mm \$25

1/1 Size Pan
530 x 325 x 65mm \$34

1/1 Size Cover
530 x 325mm \$25

Gastronorm Pans

Annealed for strength and durability to withstand high heat and combi-oven use.

- Food grade stainless steel.
- Heavy gauge 0.7mm.
- Dishwasher and ovenproof.
- Heavy duty.

Covers Sold Separately

	Code	Size (mm)	Measurements (mm)	PRICE*
530 x 325	523200	1/1	530 x 325 x 20mm (TRAY)	\$25
	523201	1/1	530 x 325 x 25mm (25 - 30mm)	\$27
	523202	1/1	530 x 325 x 65mm	\$34
	523203	1/1	530 x 325 x 100mm	\$41
	523204	1/1	530 x 325 x 150mm	\$68
	523207	Cover 1/1	530 x 325mm	\$25
325 x 265	523210	1/2	325 x 265 x 20mm (TRAY)	\$19
	523211	1/2	325 x 265 x 25mm (25 - 30mm depth)	\$20
	523212	1/2	325 x 265 x 65mm	\$20
	523213	1/2	325 x 265 x 100mm	\$26
	523214	1/2	325 x 265 x 150mm	\$36
	523217	Cover 1/2	321 x 264mm	\$14
325 x 175	523232	1/3	325 x 175 x 65mm	\$16
	523233	1/3	325 x 175 x 100mm	\$23
	523234	1/3	325 x 175 x 150mm	\$29
	523237	Cover 1/3	321 x 177mm	\$12
176 x 162	523252	1/6	176 x 162 x 65mm	\$10
	523253	1/6	176 x 162 x 100mm	\$14
	523254	1/6	176 x 162 x 150mm	\$21
	523257	Cover 1/6	175 x 161mm	\$10
176 x 108	523262	1/9	176 x 108 x 65mm	\$8
	523263	1/9	176 x 108 x 100mm	\$10
	523267	Cover 1/9	176 x 108mm	\$7

Mixing Bowls



• Commercial grade stainless steel.

Code	Diameter (mm)	High (mm)	Capacity (Litre)	PRICE*
515502	160	50	0.5	\$3.50
515504	200	70	1	\$4.00
515506	250	80	2.5	\$5.00
515516	390	110	7	\$14.00
515520	475	140	14	\$27.50
515522	650	200	45	\$94.00

Aluminium Stockpots



- 4mm gauge aluminium.
- Supplied with lid.

Code	Diameter (mm)	High (mm)	Capacity (Litre)	PRICE*
523408	305	275	20	\$109
523410	350	330	32	\$119
523411	375	360	40	\$139
523412	400	390	50	\$159
523416	550	500	120	\$289
523417	605	510	140	\$339



Docket Holder

• Stainless steel.

Code	Size (mm)	PRICE*
DOCK-50	500mm long	\$12.50
700005	750mm long	\$24.00
700007	1100mm long	\$29.00

Plastic Dunnage Rack

Protects goods and packaging from contamination and moisture.

- Connect racks securely with connectors to fill your space.
- Allows air to flow - holey top ensures maximum circulation.
- Heavy duty polypropylene.
- Keep frozen, cool or dry products off the floor for improved hygiene.
- Rust resistant.



Code	Size	Load Capacity	PRICE*
DUN915	915 x 555 x 300mm high	600kg	\$264
DUN122	1215 x 555 x 300mm high	1200kg	\$389
DUNCON	Connector		\$9



STRONG
up to 1200kg

Connect racks securely in L, U or straight configurations.

Code: **DUNCON**
Connector \$9 each

*Prices include GST. Prices vary due to raw material and exchange rate fluctuations and are subject to change without notice.



22 years ago,
I ordered the first container of stainless steel benches
and Brayco was born. . .



Together, We Have Made a Truly Impressive Sandwich

22 years ago, I ordered the first container of stainless steel benches and Brayco was born. That container had 8 stainless benches in it, no sinks, just benches.



When it arrived, I wasn't disappointed with the quality, so I shoved a few ads in the local papers and put up a few auctions on eBay to see how these few products would sell. Well, bugger me, the phones starting ringing and within 6 weeks, I was back

ordering the second container. I drafted my Brother In Law Dan in to help sell them. This container had 15 products. I was going out on a limb now. Now we had some wall shelves and a single cabinet crammed in. What recklessness! My wife and a few of my friends started asking whether I would saturate the market.

Who would want that many stainless steel benches?

Why are they so popular?

These are disturbing questions. When you've found something you like doing and it's going well, you don't like to think it'll just fizzle out. The fun part of business is the growth. The connection with colleagues and customers. So, I started asking the customers why the hell they were buying so many benches from us. If I didn't know the answer, maybe they would.

Could we do even better? Could we grow?

The customers said it basically came down to 4 simple things:

- 1. Quality** The benches had to be good quality — sturdy, built for purpose and durable.
- 2. Price** We were priced well below the lazy competitors who'd been price gouging for decades.
- 3. Availability** Customers liked being able to get their stuff same day, not wait for weeks.
- 4. Range** We had an OK range of sizes, but they would have bought more if we had more to offer.

So, armed with this knowledge, we decided to make sure we followed these 4 ideas. We call them the 4-Pillars.

And now, 20 years later, you can see the result.

- Those 8 products have turned into a mind boggling range of over 1,200 products. Benches, sinks, shelves, cabinets, chairs, tables, wheels and taps in a vast assortment of sizes, styles, materials. So, range is covered.

- In 2003, we had a 96 square metre warehouse in Perth. Pokey. Now, we have over 20,000 sqm of warehousing across Australia and New Zealand — we are available. Pick it up same day. Buy online. Ring. Whatever.
- And price? Well, in 2005 our smallest bench was \$199. Today, despite a pandemic, a global financial crisis, and rampant inflation across wages, warehouse costs, freight and everything else thrown up at us, that same bench is \$249. And we'll bring the price down if we can.
- As for quality, we have tirelessly worked to improve the strength and quality of the products we sell. Crap doesn't sell for long. And if something goes wrong we'll fix it.

The result of all this? Each year now, we expect to sell over 24,000 shelving units, over 50,000 benches, sinks and cabinets and 60,000 chairs. That's a lot. Hard to visualise, but let's give it a go. . .

Let's imagine that we got all of our customers together to make a sandwich, the biggest sandwich in the world. The current world record for the biggest sandwich is 74 metres. But I think we can do better.



Let's put all the benches together that you guys have bought in one long line to form the longest bench. If we started building it on the outskirts of Newcastle, then it would wind its way down the coast through Sydney and end up somewhere in the middle of Wollongong. The bench would be 255,000 metres long. That's quite a big bench. And we'd need a lot of butter. And a lot of people. And let's hope there isn't a shortage of lettuce when we do it.

But luckily, we have a lot of customers that might pitch in to help. There are 143,412 current customers of Brayco and Chairforce, enough to fill both the MCG and the SCG. If we all pitched in, I think the sandwich wouldn't take long to make at all. Wouldn't take long to eat it either.

So, thank you lovely customers. The Brayco team are wholly reliant on your goodwill and continued custom. We hope to earn it. We are committed to the 4-pillars approach — and hopefully, together, in another twenty years time, we can make a sandwich to stretch from Sydney to Melbourne and beyond.

Harry Bray,
Director

Contact Your Nearest Brayco Outlet Today, Open 9-5pm Mon - Fri

Brisbane	07 3256 6593	brisbane@brayco.com.au
Sydney	02 9648 0799	sydney@brayco.com.au
Melbourne	03 9040 1500	melbourne@brayco.com.au
Hobart	03 6105 0529	hobart@brayco.com.au
Adelaide	08 8120 2190	adelaide@brayco.com.au
Perth	08 9204 1133	perth@brayco.com.au

Unit 1A, 405 Newman Road, Geebung
Warehouse 1, 161 Manchester Road, Auburn
(corner of Manchester & Chisholm Rd)
4 / 95 South Gippsland Hwy, Dandenong South
Call for details
PLEASE NOTE OUR NEW ADDRESS
Warehouse 1, 21-31 Sheffield Street, Woodville North
33 Cleaver Terrace, Rivervale

SHOP ONLINE www.brayco.com.au

After your order has been placed online you will receive an email confirmation, followed by a call to confirm when your order will be dispatched, is ready for collection, or the final shipping cost if your postcode is out of metro area or your order is large.

ORDER BY PHONE 1300 272 926

Give us a call and we can place your order immediately and answer any questions you may have.

VISIT US

Come and see us. We can show you the range and help with your order. Bring your plans if you need help fitting it all in. Open Monday to Friday, 9am to 5pm.

HAVE A QUESTION?

We love to talk stainless. Chat live to our friendly Customer Service Team via the website. Or call your local branch on 1300 272 926.